

# Lexia® English Student Overview

## How is my student performing?

There are times you may need to focus on one student in more detail. The Lexia English Student Overview report gives you all of a student's performance information in one place. This report will help you answer the following questions:

BANDS		Entering			Emerging			Developing			Expanding			Bridging			Reaching		
PROGRAM LEVELS	1	2	3	4	5	6	7	8	9	10	11	12	13	14	15	16	17	18	19
Level 10	Progress	92%			76 of 83 Units			Last Used: Oct 26, 2022			Presentation Scores: <50% 50%-79% 80%-100%								
Activity	Activity Accuracy	Encounter			Units Completed	Minutes	Presentation Score	Activity Lesson	Last Used										
Comparing with Farah using Nouns	Speaking: 86% Listening: 64% Grammar: 87%	1: both 2: in addition to 3: in addition			7 of 7 7 of 7 7 of 7	31 39 25	66% 83% 83%		Jun 17, 2020										
Explaining with Ximena using Prepositions	Speaking: 87% Listening: 67% Grammar: 89%	1: from / to 2: before / after 3: before / after			7 of 7 7 of 7 7 of 7	33 35 27	100% 83% 100%		Jun 27, 2020										
Explaining with Wong Yi using Conjunctions	Speaking: 82% Listening: 61% Grammar: 89%	1: before 2: is given / are given 3: was increased / were used			7 of 7 7 of 7 6 of 6	35 31 25	83% 66% 83%		Jul 9, 2020										
Informing with Abshir using Verbs	Speaking: 90% Listening: 50% Grammar: 63%	1: have not/haven't 2: have 3: have / haven't			7 of 7 7 of 7 0 of 7	37 28 0	83% 66% -		Oct 26, 2022										

### Understanding the Page

- A. Progress and Usage Information:** Shows Units, Levels, and Percentage of Current Level completed as well as most the recent use date.
- B. Content Area and Activity Name:** Displays the content area topic, character, and the skills that a student is working on within each activity.
- C. Accuracy Trends:** Provides a running accuracy record to compare Speaking, Listening, and Grammar Activities.
- D. Encounter Details:** Shows the skill/content focus for each Encounter with usage and performance information.

### Understanding the Purpose

Use the **Student Overview** report to:


- View the student's progress
- Compare performance on Listening, Speaking, and Grammar Activities
- Review Presentation of Knowledge scores
- See where the student has been recommended for an offline Lesson

[Lexia Help Center](#)
[Contact Support](#)

## 1. How much progress has my student made?

The **Program Levels** line at the top of the report shows the levels that a student has completed and the proficiency bands associated with those levels.

BANDS		Entering			Emerging					Developing			Expanding			Bridging			Reaching
PROGRAM LEVELS	1	2	3	4	5	6	7	8	9	10	11	12	13	14	15	16	17	18	19
Level 10				✓	✓	✓	✓	✓	✓	92%									

Level 10 Progress  92% 76 of 83 Units Last Used: Oct 26, 2022 Presentation Scores: <50% 50%-79% 80%-100%

- ▶ Look at the percentage to see how far through the current level the student has progressed.
- ▶ Review the last used date to see how recently your student has logged in.

## 2. What are my student's performance trends?

Each **Level** is made up of four **Activities** and your students are able to choose the order in which they complete them. A running total of their accuracy within the **Speaking, Listening, and Grammar** units in each Activity shows your student's trends in these three domains of performance.

- ▶ Review the **Activity** names to understand what skills your students is learning in that level (e.g. *Comparing with Farah using Nouns*).
- ▶ Compare the accuracy levels across **Speaking, Listening, and Grammar**.

Activity	Activity Accuracy		
	Speaking	Listening	Grammar
Comparing with Farah using Nouns	86%	64%	87%
Explaining with Ximena using Prepositions	87%	67%	89%
Explaining with Wong Yi using Conjunctions	82%	61%	89%
Informing with Abshir using Verbs	90%	50%	63%

### What to do next:












Compare the Units Completed This Year to the Total Units Completed to see how much progress your students has made within the current year.

### What to do next:

Review the student's performance percentages across the different activities to determine if there are consistent trends that highlight a student's strengths and areas for enhanced support.

### 3. How did my student perform in the Presentation of Knowledge units?


All **Activities** are made up of three **Encounters**. Each Encounter ends with a *Presentation of Knowledge* unit. This unit assesses how well students have learned the skills and language frames in each Encounter.







Level 10		Progress  92%	76 of 83 Units	Last Used: Oct 26, 2022	Presentation Scores: 				
Activity 	Activity Accuracy 			Encounter	Units Completed	Minutes	Presentation Score 	Activity Lesson 	Last Used
	Speaking	Listening	Grammar						
 Comparing with Farah using Nouns	86%	64%	87%	1: both	<u>7 of 7</u>	31	 66%		Jun 17, 2020
				2: in addition to	<u>7 of 7</u>	39	 83%		
				3: in addition	<u>7 of 7</u>	25	 83%		

- ▶ Look at the **Encounter** to see an exemplar for the grammar skills that are covered in that Encounter and tested in the *Presentation of Knowledge* unit.

### 4. Where does my student need more support?

Students who perform under 80% accuracy on a *Presentation of Knowledge* unit are recommended for an offline lesson (shown in yellow). Students who perform below 50% are the highest priority for lessons (shown in orange).


- ▶ Lessons are provided at the **Activity** level rather than at the **Encounter** level.
- ▶ Select the **Activity Lesson** icon  to access the lesson.

Presentation Score 	Activity Lesson 
 66%	
 83%	
 83%	

#### What to do next:

Compare the student's performance within the **Activity** to their **Presentation Score**. Also pay attention to whether students do better on earlier *Presentation of Knowledge* units or whether they improve in later **Encounters**.

#### What to do next:

Use the **Practice Groups** report  to match this student with other students who may need to review the same lesson.