

Lexia® English Usage Report

How much is my class using Lexia English and what is the impact of this usage?

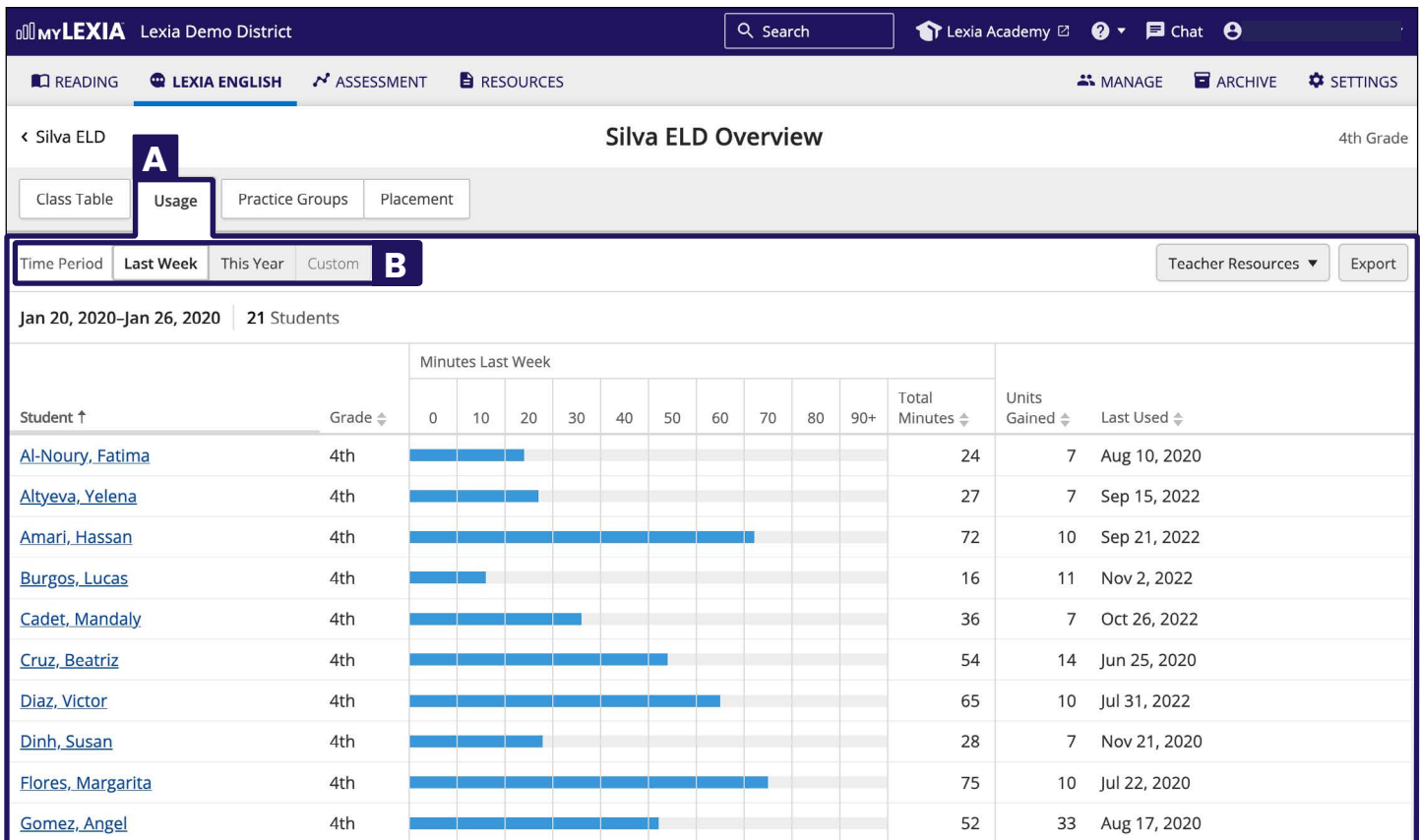
Where to Begin

The Lexia® English **Class Usage** report will give detailed information to track past usage for your class. This report will help you answer the following questions:

What was my class usage last week?

What is my class usage this year to date?

How do I create custom usage reports?



Understanding the Page

- A. Usage Details:** Provides access to detailed information on minutes used and units gained for the past week or across the year.
- B. Time Period Selector:** Allows you to switch between Last Week and This Year.

Understanding the Purpose

Use the **Usage Report** to:

- Monitor your student's minutes and units from the past week
- Track your class usage trends across the past year

Lexia Help Center

Contact Support



1. What was my class usage last week?

Regularly monitoring student usage helps to identify students that may need extra support. View the Class Usage report by selecting the Usage tab in the upper left corner. From this view, you can see the Total Minutes and Units Gained from the past week (Monday to Sunday) for each student.

- Use the arrow next to the column headers to sort students by their Total Minutes or Units Gained.
- Students with a low number of minutes (e.g. fewer than 30 in a week) may need more opportunities to use the program.
- Students with high minutes but few units gained may benefit from previewing content and opportunities for additional practice.

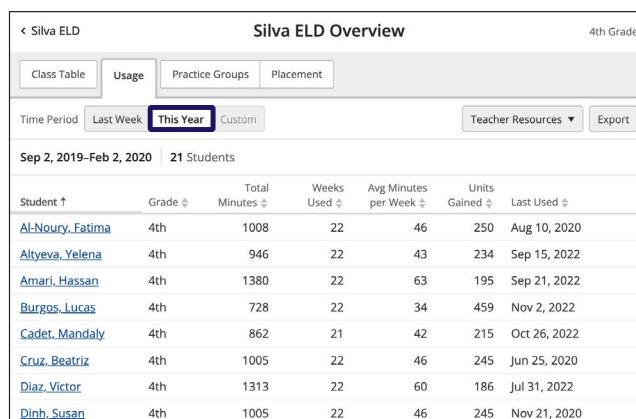
What to do next:

For students who need usage, consider alternative settings (before or after school, at home) where students can use the program. For students with few units gained, preview or review Lessons associated with their Level to reinforce the language frames they are learning.

2. What is my class usage this year to date?

Switch the tab to This Year to see the Total Minutes, Weeks Used, Average Minutes per Week, and Units Gained for each student. These totals do not include the current week's usage.

- Use the arrow next to the headers to sort students by each column.



Silva ELD Overview						
4th Grade						
Class Table Usage Practice Groups Placement						
Time Period Last Week This Year Custom Teacher Resources Export						
Sep 2, 2019-Feb 2, 2020 21 Students						
Student ↑	Grade ↕	Total Minutes ↕	Weeks Used ↕	Avg Minutes per Week ↕	Units Gained ↕	Last Used ↕
Al-Noury, Fatima	4th	1008	22	46	250	Aug 10, 2020
Altyeva, Yelena	4th	946	22	43	234	Sep 15, 2022
Amari, Hassan	4th	1380	22	63	195	Sep 21, 2022
Burgos, Lucas	4th	728	22	34	459	Nov 2, 2022
Cadet, Mandaly	4th	862	21	42	215	Oct 26, 2022
Cruz, Beatriz	4th	1005	22	46	245	Jun 25, 2020
Diaz, Victor	4th	1313	22	60	186	Jul 31, 2022
Dinh, Susan	4th	1005	22	46	245	Nov 21, 2020

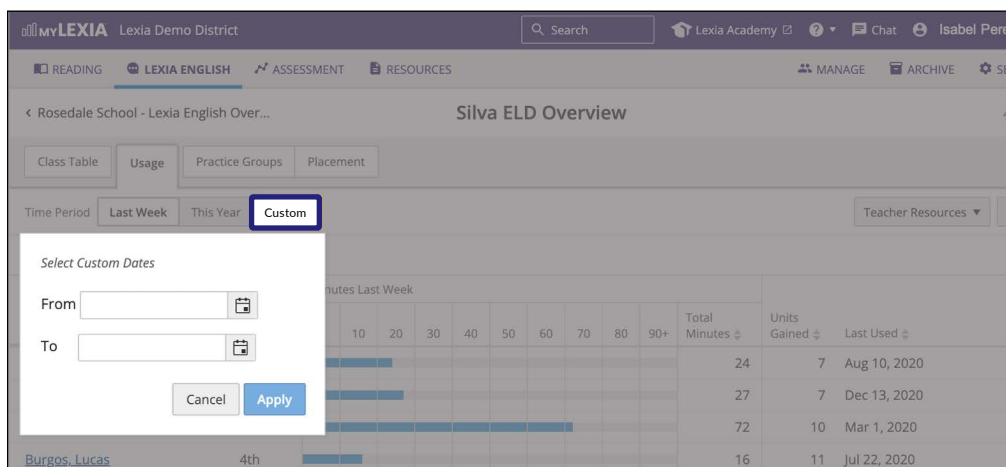
What to do next:

Review this report periodically to see usage trends across students. It may be useful to print or save a copy of this report at intervals throughout the year for record keeping or sharing with other educators.

3. How do I create custom usage reports

Switch the tab to Custom to enter a specific date range and display usage data about each student from that range.

- Select the calendar icons to set your customized date range.



The screenshot shows the Lexia myLEXIA interface for the Lexia Demo District. The 'Silva ELD Overview' report is displayed with the 'Custom' tab selected. A 'Select Custom Dates' dialog box is open, showing 'From' and 'To' date pickers. The background report shows student usage data for a specific date range.

What to do next:

Use this feature to help monitor instructional changes made by your school and get on-demand student usage information.