

Lexia® English School Overview

How much is my school using Lexia English and what is the impact of this usage?

Where to Begin

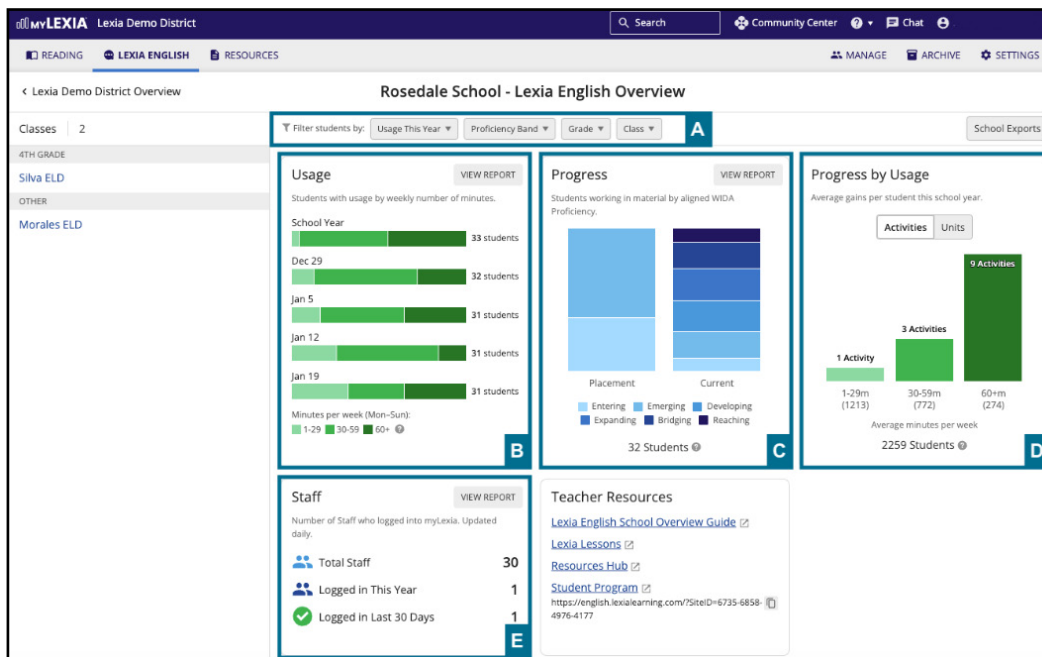
The Lexia® English School Overview report in myLexia® allows you to monitor usage and skill-based progress at the school level. This report will help you answer the following questions:

How much have students in my school used the program?

Is my school's usage translating into progress?

At what proficiency levels are students working?

How often are educators in my school accessing myLexia to view reports?



Understanding the Page

- A.** Use **Filters** to create customized reports by Proficiency Band, Grade, and/or Class.
- B.** **Usage** shows the average minutes per week in three categories of usage (1-29 minutes, 30-59 minutes, 60+ minutes).
- C.** **Progress** displays how the number of students working in material associated with each proficiency band (WIDA, CA ELD, TX ELPS, ELPA21, NY ESL) has changed since placement.
- D.** **Progress by Usage** shows the average number of activities and units completed based on the three usage categories.
- E.** **Staff Logins** shows the number/percentage of staff logins in the past 30 days out of the total staff.

Understanding the Purpose

Use the School Overview report to:

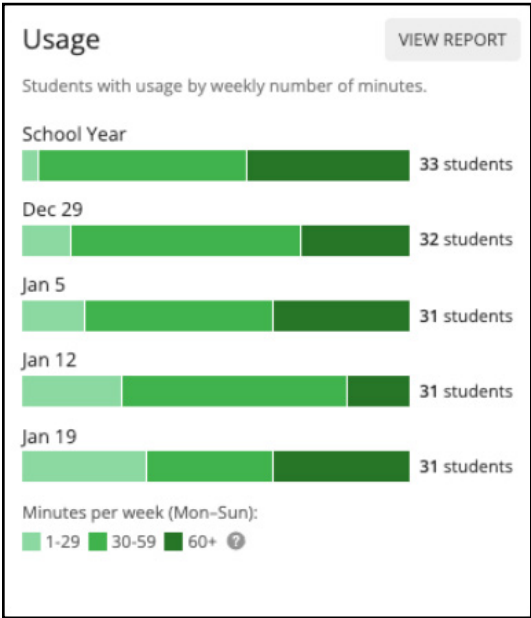
- Review proportion of students working on content associated with each proficiency band
- Consider average student usage and its connection to progress
- Access information on staff program engagement
- Filter reports by proficiency band, grade, and/or class

Lexia Help Center

Contact Support

1. How much have students in my school used the program?

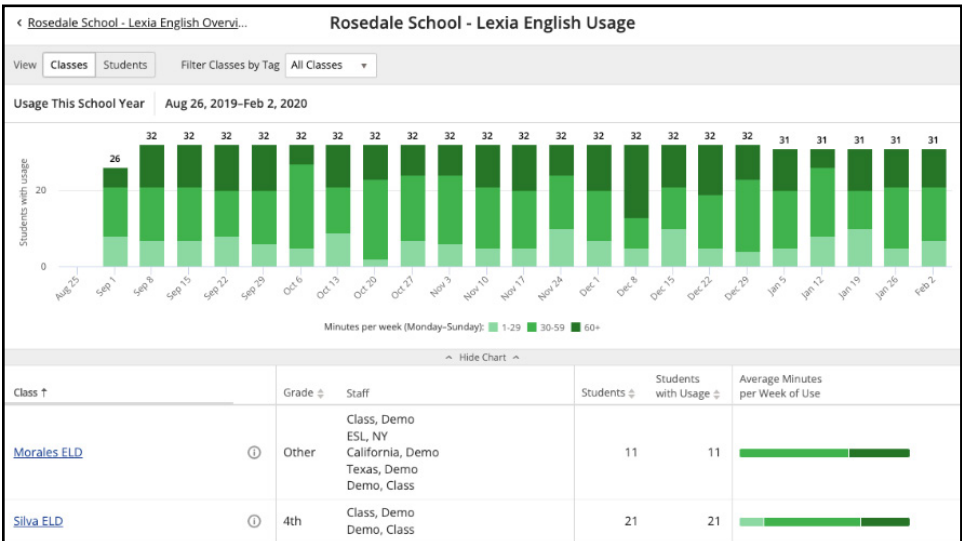
Usage tracks student usage trends. The School Year bar displays the average number of minutes of usage per week in the current school year by color-coded categories (1-29 minutes, 30-59 minutes, 60+ minutes) The bars below display the minutes per week for the last four weeks by color-coded categories.



- ▶ Roll over each color-coded band to see how many students' averaged minutes fell into each group over the entire school year.
- ▶ Roll over the bands in each week to see the number of students whose usage fell into each group for each week (Monday to Sunday) during the last month of usage.

For more detailed information, select **View Report** to see the School Usage report.

- ▶ View weekly usage over the entire school year.

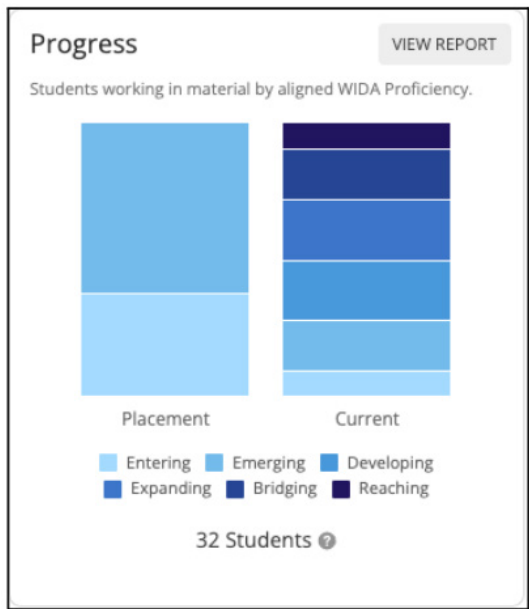


What to do next:

To filter down to classes tagged for Lexia English use, select the **Filter Classes by Tag** dropdown at the top of the report.

2. At what proficiency levels are students working?

Progress shows the number of students working in material associated with each proficiency band of the language standards used by your district (WIDA, CA ELD, TX ELPS, ELPA21, NY ESL).



- Roll over color-coded band to see the percentage of students working in material associated with that band.
- Review and revisit the progression to higher proficiency bands as the year progresses.
- Note that the proficiency band label for some program levels will vary based on whether students are in grades K-2 or 3+ in accordance with the associated [proficiency standards](#).

Select **View Report** to see the School Progress report.

- See individual student progress across K-2, 3-5, and 6th+ grade bands.
- Filter by grade level within a band.
- Monitor student gains this school year by Unit and Encounter.

Lexia Demo District Progress

Rosedale School Progress

Grade Band

K-2nd3rd-5th6th+

Filter Students by

Grade

Language Standard: WIDA

Students: 6

As of Jun 7, 2024

Placed through

Completed

Completed this school year

Progress through current level

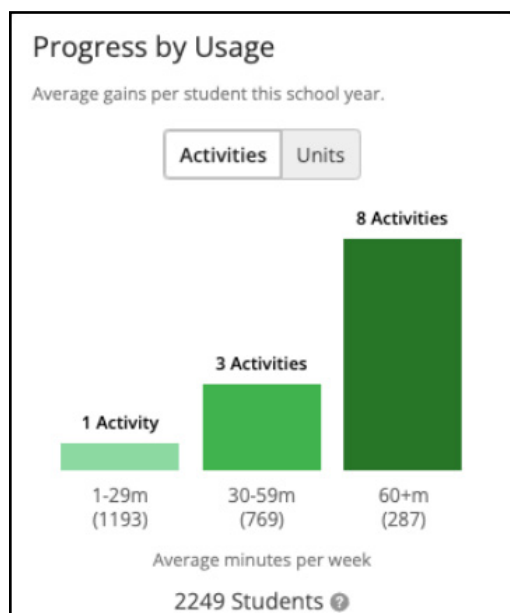
Student Name	Grade	Entering		Emerging		Developing		Expanding		Bridging		Reaching		Beyond K-2 Proficiency						Gains This School Year	
		1	2	3	4	5	6	7	8	9	10	11	12	13	14	15	16	17	18	19	Units
Bakshi, Ram	1st	<div><div></div></div>		<div><div></div></div>		<div><div></div></div>														317	42
Khan, Najneen	2nd	<div><div></div></div>		<div><div></div></div>		<div><div></div></div>														355	46
Kovalenka, Katherine	1st	<div><div></div></div>		<div><div></div></div>		<div><div></div></div>														226	34
Ramos, Araceli	2nd	<div><div></div></div>		<div><div></div></div>		<div><div></div></div>		<div><div></div></div>		<div><div></div></div>		<div><div></div></div>								750	118
Yu, Steven	2nd	<div><div></div></div>		<div><div></div></div>		<div><div></div></div>		<div><div></div></div>		<div><div></div></div>		<div><div></div></div>								536	71
Zhou, Daniel	2nd	<div><div></div></div>		<div><div></div></div>		<div><div></div></div>		<div><div></div></div>		<div><div></div></div>		<div><div></div></div>								410	57

What to do next:

See where students placed and how many levels they have completed since they started using Lexia English. Consider the percentage of students working in material by proficiency band and how that information could further inform your school's instructional planning. Reference the [Usage and Progress Guidelines](#) document on the Resources Hub for more information about usage recommendations and progress estimates.

3. Is my school's usage translating into progress?

Progress by Usage Usage displays the number of Activities students are gaining based on their category of average weekly usage (less than 30 minutes, 30-59 minutes, or 60+ minutes).



What to do next:

Developing proficiency in a new language takes time! Use both the **Progress** and **Progress by Usage** views together to track student movement through units, activities, and proficiency bands to see the impact of speaking and listening practice over time.

- View the **Activities** students have completed within a Lexia English program level. (Note that each Activity includes 3 Encounters.)
- Toggle to the **Units** selector to see an even more granular view of progress through the program based on Usage.

4. How often are educators in my school accessing myLexia to view reports?

Staff VIEW REPORT

Number of Staff who logged into myLexia. Updated daily.

	Total Staff	30
	Logged in This Year	1
	Logged in Last 30 Days	1

- Click **View Report** to access details about individual staff members' login activity for myLexia for the last 30 days.
- **Review Logins in the Last 30 Days** and **Last Access** as an indication of staff usage.

← Rosedale School - Rosetta Stone English O... **Rosedale School - Lexia English Staff Usage**

Staff Name ↑	Role ↓	Last Access ↓	Mobile Access ↓	Logins in Last 30 Days ↓	Progress Notifications ↓
Archer, Leah	School Read-only	Dec 2, 2020		0	Weekly
Villa, Jorge	Teacher	Dec 3, 2020		0	Weekly
Mora, Louie	Teacher	Nov 23, 2020		0	Semi-Monthly
Quezada, Mark	Teacher	Nov 30, 2020		1	Weekly
Cheng, Jay	School Admin	Dec 3, 2020		1	Weekly

What to do next:

Review Staff Login activity over time as one way to evaluate your school's implementation of the program.