

# Lexia® English District Overview

## How much is my district using Lexia English and what is the impact of this usage?

### Where to Begin

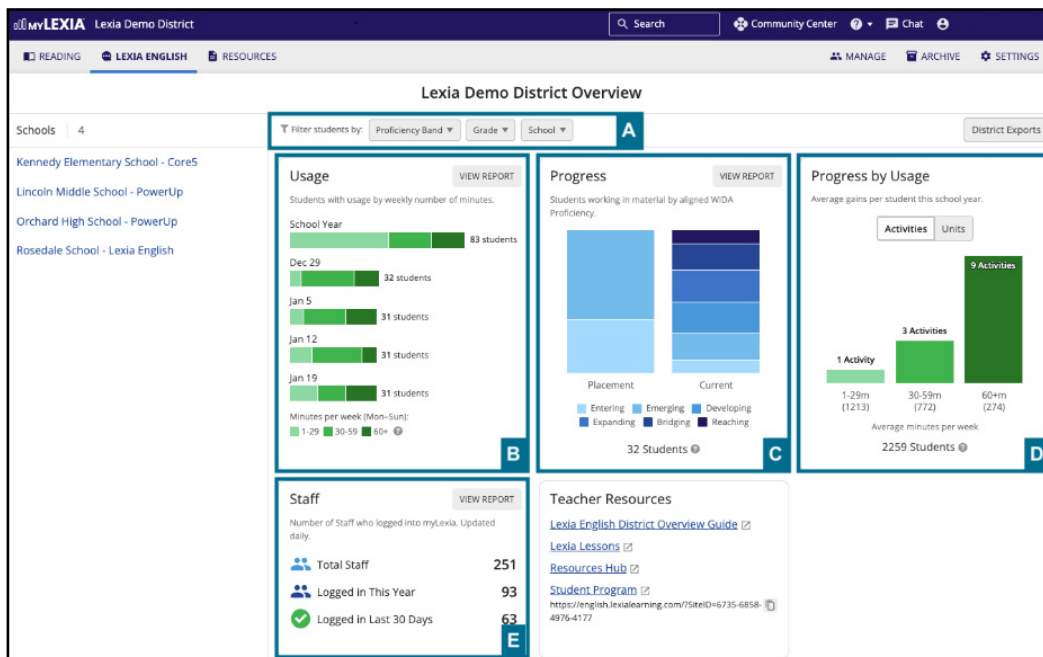
The Lexia® English District Overview report in myLexia® allows you to monitor usage and skill-based progress at the district level. This report will help you answer the following questions:

How much have students in my district used the program?

At what proficiency levels are students working?

Is my district's usage translating into progress?

How often are educators in my district accessing myLexia to view reports?



### Understanding the Page

- Use **Filters** to create customized reports by Proficiency Band, Grade, and/or School.
- Usage** shows the average minutes per week in three categories of usage (1-29 minutes, 30-59 minutes, 60+ minutes).
- Progress** displays how the number of students working in material associated with each proficiency band (WIDA, CA ELD, TX ELPS, ELPA21, NY ESL) has changed since placement.
- Progress by Usage** shows the average number of activities and units completed based on the three usage categories.
- Staff Logins** shows the number/percentage of staff logins in the past 30 days out of the total staff.

### Understanding the Purpose

Use the District Overview report to:

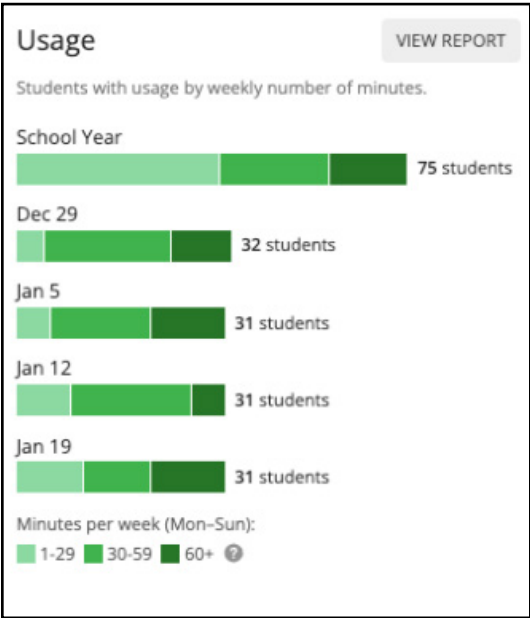
- Review proportion of students working on content associated with each proficiency band
- Consider average student usage and its connection to progress
- Access information on staff program engagement
- Filter reports by proficiency band, grade, and/or school

[Lexia Help Center](#)

[Contact Support](#)

# 1. How much have students in my district used the program?

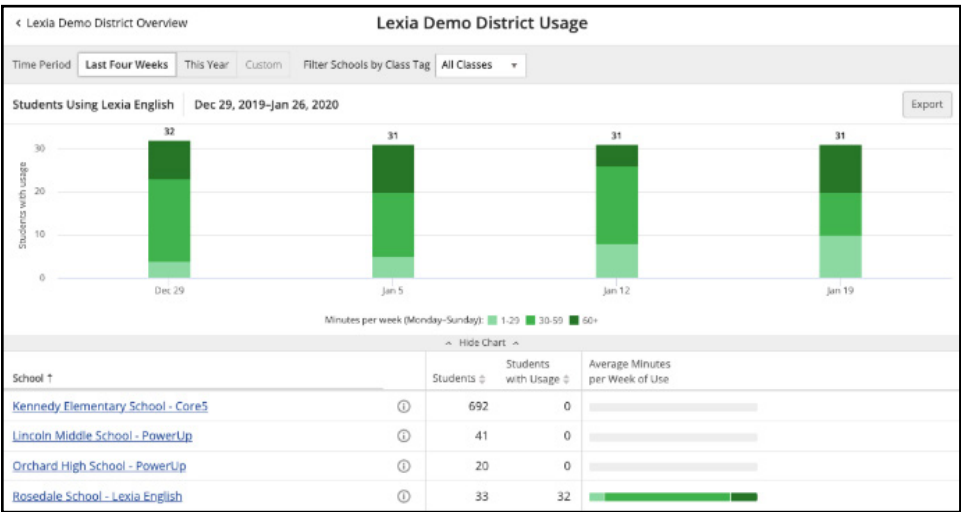
**Usage** tracks student usage trends. The **School Year** bar displays the average number of minutes of usage per week in the current school year by color-coded categories (1-29 minutes, 30-59 minutes, 60+ minutes). The bars below display the minutes per week for the last four weeks by color-coded categories.



- ▶ Roll over each color-coded band to see how many students' averaged minutes fell into each group over the entire school year.
- ▶ Roll over the bands in each week to see the number of students whose usage fell into each group for each week (Monday to Sunday) during the last month of usage.

For more detailed information, select **View Report** to see the District Usage report.

- ▶ View usage by School for the **Last Four Weeks**, for **This Year**, or for a **Custom** date range.

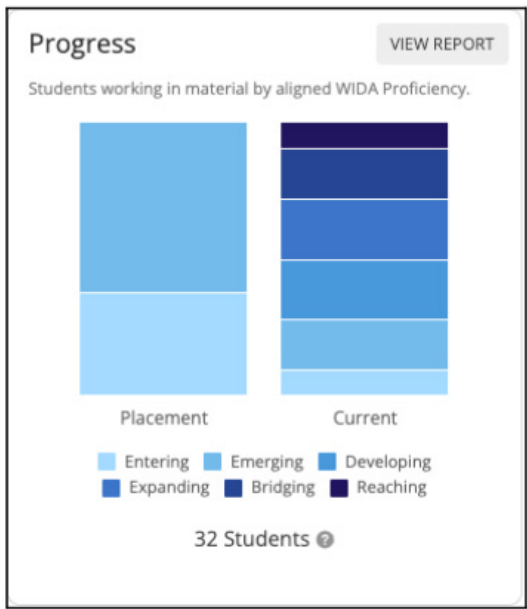


**What to do next:**

To filter down to classes tagged for Lexia English use, select the **Filter Schools by Class Tag** dropdown at the top of the District Details report.

## 2. At what proficiency levels are students working?

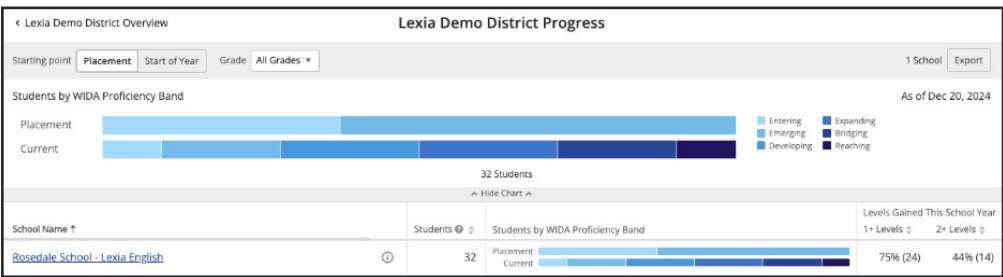
**Progress** shows the number of students working in material associated with each proficiency band of the language standards used by your district (WIDA, CA ELD, TX ELPS, ELPA21, NY ESL).



- ▶ Roll over a color-coded band to see the percentage of students working in material associated with that band.
- ▶ Review and revisit the progression to higher proficiency bands as the year progresses.
- ▶ Note that the proficiency band label for some program levels will vary based on whether students are in grades K-2 or 3+ in accordance with the associated [proficiency standards](#).

Select **View Report** to see the District Progress report.

- ▶ See progress across all schools within the district.
- ▶ View progress from time of placement or from the start of the school year.
- ▶ Filter by grade level.

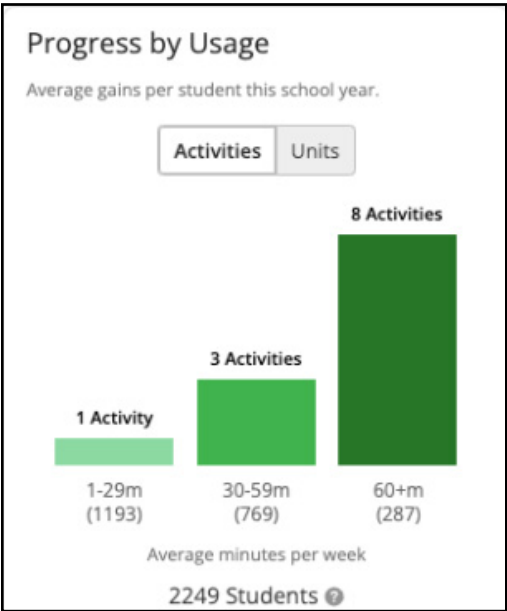


### What to do next:

Note how many students from each school have logged into Lexia English this year, as well as how many levels they have gained this school year. Consider the percentage of students working in material by proficiency band at each school, and how that information could further inform your district's instructional planning. Reference the [Usage and Progress Guidelines](#) document on the Resources Hub for more information about usage recommendations and progress estimates.

3. Is my district's usage translating into progress?

**Progress by Usage** displays the number of Activities students are gaining based on their category of average weekly usage (less than 30 minutes, 30–59 minutes, or 60+ minutes).

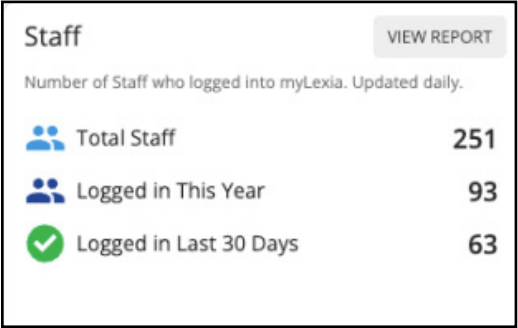


**What to do next:**

Developing proficiency in a new language takes time! Use both the **Progress** and **Progress by Usage** views together to track student movement through units, activities, and proficiency bands to see the impact of speaking and listening practice over time.

- View the **Activities** students have completed within a Lexia English program level. (Note that each Activity includes 3 Encounters.)
- Toggle to the **Units** selector to see an even more granular view of progress through the program based on usage.

4. How often are educators in my district accessing myLexia to view reports?



- Click **View Report** to access details about individual staff members' login activity for myLexia for the last 30 days.
- **Review Logins in the Last 30 Days** and **Last Access** as an indication of staff usage.

Lexia Demo District Overview

Lexia Demo District Staff Usage

Staff Name	Role	School	Last Access	Mobile Access	Logins in Last 30 Days	Progress Notifications
Aguilera, Theron	District Read-only	Douglass Elementary			0	Weekly
Brennan, Isa	School Read-only	Kennedy Elementary	Feb 1, 2020	Yes	46	Daily
Cheng, Jay	Teacher Read-only	Chavez Elementary	Feb 1, 2020	Yes	7	Weekly
Coles, Raoul	Teacher Read-only	Chavez Elementary	Jan 29, 2020		3	Weekly
Flaherty, Lucy	Teacher Read-only	Orchard Elementary	Feb 1, 2020	Yes	0	Weekly
Ornelas, Tom	School Read-only	Douglass Elementary				

**What to do next:**

Sort by school and review Staff Login activity over time as one way to evaluate your district's implementation of the program.