



Lexia English Language Development™ **Professional Learning Guide**

Goals

- Understand the components of the student program
- Learn how Lexia English supports the development of students' listening and speaking skills
- Determine how to effectively implement the student program with your students



Lexia

Lexia
ENGLISH
LANGUAGE DEVELOPMENT



Table of Contents

What is Lexia English Language Development?

Our Adaptive Blended Learning Model

Scope & Sequence

The Guiding Principles of Lexia English

Independent, Student-Driven Learning

How Lexia English Works

Reflection A: Impact on Emergent Bilinguals

The Student Experience

Program Screen

Level Screen

Activity Screen

Unit Screen

Instructional Model

2-Step Instructional Branching

Language Frames

Educator Mode

Reflection B: Exploration Activity

Ongoing Data to Monitor Progress

myLexia®: The educator data platform

myLexia Reports

Class Overview Report

Class Usage Detail Report

Practice Groups Report

Skill Builders Report

Class Placement Report

5-Minute Check-In

Student Overview Report

The Parent/Guardian Report

Student Detailed Skills Report

Reflection C

Teacher-Led Instruction

Lexia Lessons®

Lexia Skill Builders®

Instructional Resource Library

Instructional Resources Hub

Reflection D

Implementing Adaptive Blended Learning

Implementation Models

Implementation Examples

Best Practices & Implementation

Recommendations

Create Your Implementation Plan

Reflection E: Goals for Implementation

Reflection F

Reflection C

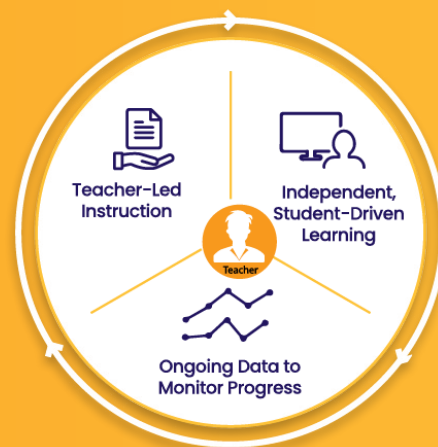
Your Science of Reading Solution

Lexia®, a Cambium Learning Group company, is the structured literacy expert. For over 35 years, the company has focused solely on literacy, and today, provides a full spectrum of solutions for both students and educators. With robust offerings for differentiated instruction, personalized learning, assessment, and professional learning, Lexia helps more learners read, write, and speak with confidence.

At Lexia, we understand instruction informed by the science of reading is the only proven way to ensure students become proficient readers and confident learners. All our student programs are designed based on the best literacy research available and include rigorous content and a systematic Scope and Sequence to support both foundational and advanced literacy skills.

Our Adaptive Blended Learning Model

In Lexia's adaptive blended learning model, students learn and practice skills at their own place and pace; ongoing data provides educators with detailed insight into their students' skills; and specialized instructional resources empower educators to target instruction.





Why is Lexia English Needed?

The American educational landscape has changed dramatically in recent years. An estimated five million students in this country are considered ELLs or Emergent Bilinguals. Emergent Bilinguals are defined as students who are developing proficiency in both English and their native or heritage language. As such, they require specialized or modified instruction to support their language needs.

This Lexia English Professional Learning Guide (PLG) provides important information to support you in learning and understanding the important features and functionalities of the program. Lexia English was designed to support the language development of Emergent Bilinguals. This PLG is uniquely designed to complement the Lexia English Professional Learning (PL) sessions.

Scope & Sequence

The program integrates three related areas of English proficiency: speaking, listening, and grammar. Lexia English helps students build language skills through conversation and is aligned to multiple standards for language instruction, including WIDA, CA ELD, TX ELPS, ELPA21 and NY ESL.

WIDA

TX ELPS

CA ELD

NY ESL

ELPA 21





The Guiding Principles of Lexia English

1. We hold an asset-based view of our learners and use their strengths to support academic success, language development, and well-being.
2. We believe multilingualism is a national resource in an increasingly globalized world and a skill that will continue to grow in demand in the years to come.
3. We embrace linguistic differences, such as accent variation, and leverage them as critical resources to help learners reach their full potential and enrich the world.
4. We leverage the diverse cultures and identities of all learners as tools to support academic achievement and as avenues through which we are able to inspire and support a sense of belonging.
5. We position families and guardians as integral partners that are essential to learners' academic and socio-emotional success.


Fixed vs. Growth Mindset

Lexia English believes all Emergent Bilinguals:

- **Bring rich experiences and background knowledge** that are valuable resources for their success.
- **Can make strong language proficiency gains** when afforded opportunities to engage authentically in academic conversation.
- **Deserve responsive, scaffolded instruction** that allows them to develop a sense of identity and community along with their language skills.
- **Benefit from Lexia's Embedded Assessment** that is consistent, responsive to their needs, and used strategically by the educators that serve them.

Pedagogy

- Culturally responsive pedagogy leverages levels of culture in curricular and instructional planning, instructional processes, classroom organization, motivational strategies, and assessment. This pedagogy engages students, promotes ownership of learning, and celebrates student achievement.
- Adopting a culturally responsive pedagogy doesn't mean making assumptions about a person's culture based on their looks, age, or socioeconomic status. Instead, it means getting to know students in a way that is personal and individualized. We will look more closely at the importance of "knowing our students" during our professional learning session(s).
- The Simple View of Reading states that reading comprehension requires both word recognition (decoding) and language comprehension. Oral language is an essential part of literacy and is needed by Emergent Bilinguals to master reading and writing and become fully literate in English.





1 Independent, Student-Driven Learning

Lexia English is Character-Centered

Lexia English was designed to engage with students by connecting them with characters that reflect their cultural and linguistic backgrounds. We know that Emergent Bilinguals, like all students, thrive when they find a personal emotional connection to the content that they are learning. This is the fundamental vision, and the underlying teaching philosophy behind Lexia English. The characters, like Emergent Bilinguals, have a heritage language other than English. Most of the characters have accents that reflect their native or home languages. Through these characters, Lexia English shows learners that we honor English no matter how it sounds.

Lexia English views heritage language as an asset.

Each Character Presents an Activity

When using Lexia English, students engage with characters who come from a variety of cultural and linguistic backgrounds and who possess diverse abilities and interests. Characters speak with unique accents that reflect their heritage languages. Each character exemplifies the benefits of being not only bilingual or multilingual, but also multicultural. Encounters with the Lexia English characters provide learners with opportunities for extensive speaking and listening practice that spans the curriculum, utilizing the patented speech recognition technology.

The program's corrective feedback helps each learner progress linguistically and academically at their own pace. These characters invite students to see their own bilingualism or multilingualism as an asset.



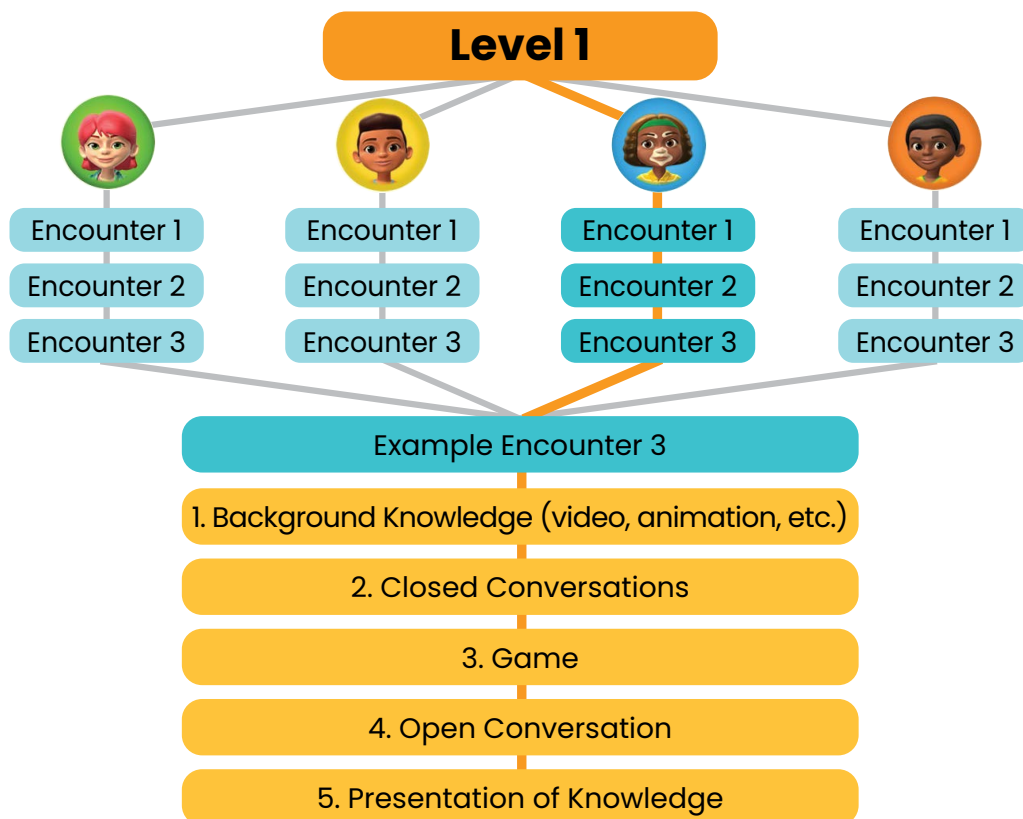
How Lexia English Works

Lexia English has 19 levels available to K-6 students. Students begin the Lexia English program by creating an avatar, a personalized representation of themselves that appears throughout the program. Next, students view an onboarding video and complete a one-time placement assessment that determines their correct entry point into the program. The placement questions are designed to assess both receptive and productive language skills (speaking, grammar and syntax, and listening comprehension). Based on their performance, students will be placed into an entry point that corresponds with their knowledge and use of English.

Students are expected to independently work through the interactive student program and engage in educator-facilitated lessons to support their active, ongoing engagement in language practice.

Each level is broken into four **Activities**, centered around the following domains: Math, Science, Social Studies, and General Knowledge/ Biographies. Students are exposed to a new character at the selection of each activity and have the autonomy to choose the activity they wish to engage in next. Each activity has three sequential **Encounters** that engage the students in various Speaking, Listening, and Grammar units. The final unit in each encounter is a **Presentation of Knowledge**. This scored unit measures the student's accuracy for the entire encounter.

One of the main features of Lexia English is its simulated conversation via our speech recognition technology. Students will actively and consistently engage in conversations and practice speech with characters in the student program. With the power of machine learning, the Speech Recognition Engine is constantly learning and being improved by user usage and with Lexia's technical enhancements.





Reflection

- 1.** How do you envision Lexia English being used to best support the needs of your Emergent Bilinguals?
- 2.** How might the program impact student learning and language development?
- 3.** How might Lexia English support you as an educator of Emergent Bilingual students?



The Student Experience



Program Screen

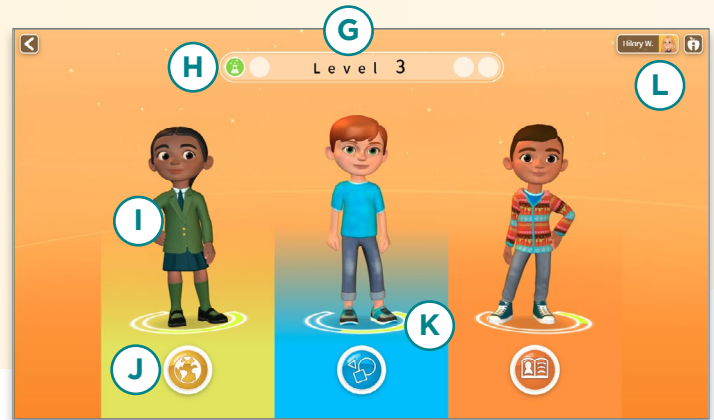
Students can monitor their usage and level progress. They can see:

- (A) Total minutes completed this week**
- (B) Return to activities**
- (C) Student avatar**
- (D) Current level**
- (E) Logout**
- (F) Information Apple Button:** Access the Quick Tips for Microphone Setup & Use to troubleshoot student microphones.



Students complete a brief microphone calibration warm-up upon logging into the Lexia English student program. A microphone meter indicates that the program hears the student's response.

If you notice that a student is frequently being prompted to recalibrate, check that their headset is plugged in properly and that the microphone is positioned correctly while the student is speaking.

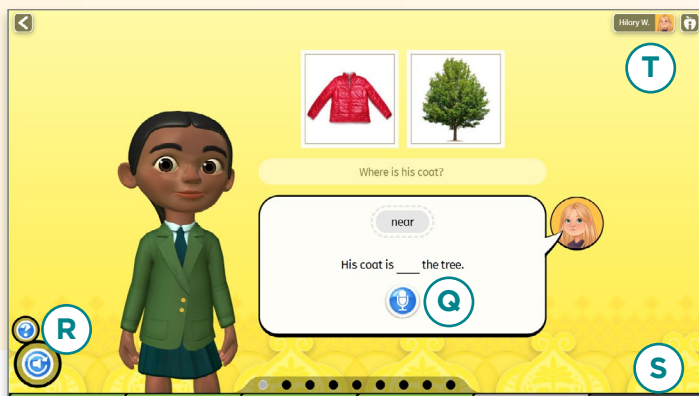


Level Screen

Students choose a character they wish to engage with. They can see:

- (G) Current level:** Lexia English has 19 levels available to K-6 students.
- (H) Skill Badge:** When an activity is completed, a skill badge appears.
- (I) Activity:** Each level in Lexia English presents four characters. Students choose a character to enter an activity focused on a specific subject area.
- (J) Domain:** Each activity is centered around the academic language of Science, Social Studies, Math, and General Knowledge/Biographies.
- (K) Activity Progress:** A progress meter fills in as students complete units in the activity.
- (L) Logout:** Students click their name to exit the program and save their progress.

**Getting Started with
Lexia English**




Unit Screen

Units provide purposeful repetition and opportunities to practice speaking and listening with immediate, corrective feedback in a safe, nonjudgmental environment. Students see:

- Q Microphone Button:** Students click this button when they are ready to speak. The microphone meter appears when the Speech Recognition Engine (SRE) is listening to them.
- R Repeat:** Hear the character say the instructions or the sentence again.
- S Presentation of Knowledge:** The final unit in each encounter is a scored unit that measures the student's mastery of the skills practiced throughout the encounter.
- T Logout:** Exit the program and save progress.

Unit Rounds: The green dots must all be full in order for students to receive credit for the unit. If a student does not complete all unit rounds, they will restart that unit the next time they enter the encounter.





Lexia English Instructional Model

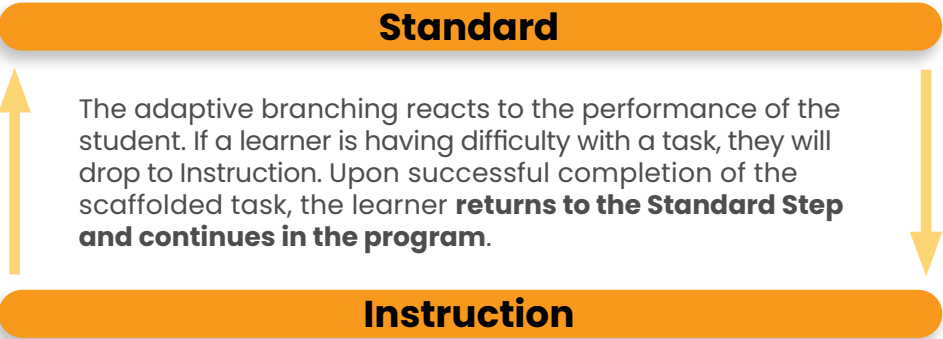
2-Step Instructional Branching

In each unit, a student practices skills throughout a series of tasks. The program provides scaffolded support and instruction on the targeted grammar skill. Students who demonstrate mastery can quickly move through units and onto more advanced proficiency levels. This 2-step instructional branching ensures individualized learning and instruction for every student.

- 1 The Standard Step** provides an independent task that allows students to display their knowledge of the targeted grammar skill. If only one error is made, or if the student answers the step correctly, they move on to the next Standard Step. If the student makes two errors, they move to the Instruction Step for the targeted skill.
- 2 The Instruction Step** indicated by a chalkboard background with a yellow border, explicitly teaches the targeted grammar skill through a series of scaffolded tasks. When the student successfully completes this step, they progress to the next Standard Step.



2-Step Instructional Branching Model



Refer to the Lexia English Teacher's Manual for more information on the skills, units, and language frames students encounter at each level of the student program.

Coming Soon!

Language Frames

Language frames provide learners with portable language that helps them make sense of and properly use grammatical conventions in conversation. Language Frames go beyond foundational sentence starters and are used throughout the program within a variety of contexts and subject matter topics, as well as varying levels of complexity.

Q: Where is she?

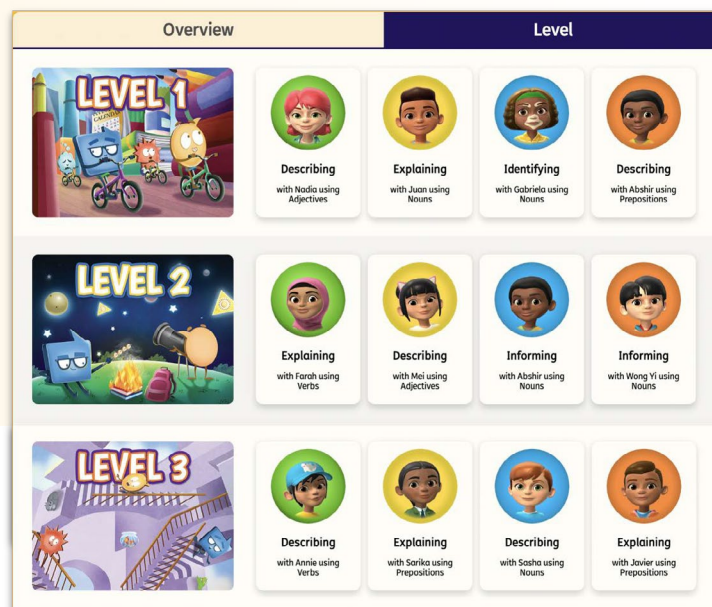
A: _____ **is** _____ **the** _____ .
(PRONOUN) (PREPOSITION) (NOUN)

PRONOUN	PREPOSITION	NOUN
he	in	car
she	at	park
he	on	bench

Educator Mode

Lexia English provides a feature called Educator Mode that you can use to become familiar with the program without having to navigate linearly, the way a student would. Using this mode, you can access any part of the program to preview the activities.

Use Educator Mode to introduce Lexia English to your class. Review the Unit Screen. Model how to complete unit rounds and units. As you progress through the program, explain the feature buttons and progress bar.



Activity

Explore on your own or choose these units to preview.

LEVEL	ACTIVITY	ENCOUNTER	DOMAIN
1	Describing with Abshir using Prepositions	1	General Knowledge/Biography
13	Explaining with Mei using Nouns	1	Social Studies

School-to-Home Tips

- Share the **Visual Guide for Parents and Guardians** to provide families with an overview of the program and highlight ways they can support their children at home.
- Encourage heritage language use at home with **Speak@Home Newsletters**. Families practice speaking and listening skills with fun and engaging activities related to the content and skills students have been learning in the online program.
- Use the **Home Use Letters** (available on the Lexia English Resources Hub > School to Home page) to explain the program to families. Letters are available in several languages.
- Emphasize that home use of Lexia English is for the enrolled student only—not siblings or other family members.
- Use the **Parent Report** link in the **Student Overview Report** to share results with families during conferences. A **translation of an Example Parent Report** is available in several languages.



Exploration Activity

1. Based on your experience, what steps would you need to take to prepare your students for the Lexia English program?
2. What happened when you got something wrong?
3. Describe your experience.
4. How were you engaged? What did you find engaging?

The student modeling session will support the introduction of Lexia English to your students prior to their initial engagement with the student program. It also gives you an opportunity to share expectations and begin building routines around the program.

11



Ongoing Data to Monitor Progress

Real-time student data is captured and made available in actionable myLexia reports to help teachers make informed instructional decisions and help students advance their language proficiency.

myLexia: The educator data platform

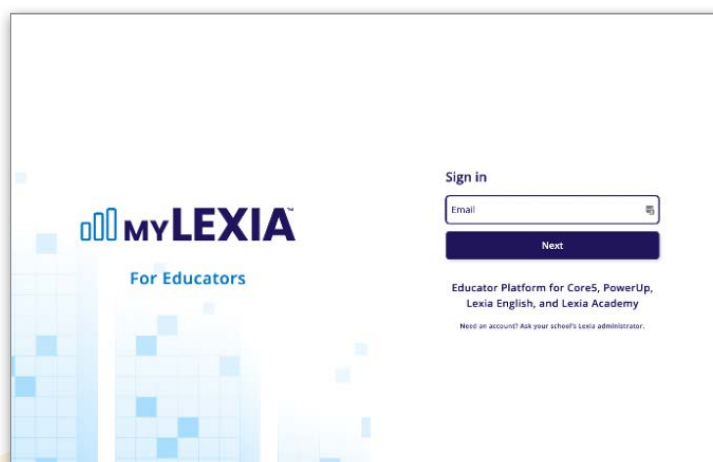
myLexia.com is Lexia's administrative and reporting website for educators to use with all of Lexia's student programs.



myLexia reports can help you answer questions like:

- Who has completed the Auto Placement and where are they placed?
- In which level of content are my students currently working?
- How much time are my students spending on the program each week?
- How should I prioritize my instructional time with students?

To access these reports, go to www.myLexia.com and enter your email and password.



Visit the Lexia English Resources Hub Guides & Manuals page to access the myLexia Reports Guides for each of the Lexia English reports.



myLexia Reports

Class- and student-level reports are available to educators to understand their students’ usage, progress, and performance in the student program.

Class Overview Report

The **Class Overview** provides the highlights of your students’ placement and usage. Reviewing this report throughout the week will help you identify if students are meeting their program usage goals and the number of units completed. Use this report to see who needs more time on the program. This report shows:

myLEXIA Lexia Demo District

READINGLEXIA ENGLISHRESOURCESMANAGESettings

Morales ELD Overview

My Other Classes

Class TableUsagePractice Groups3 Skill BuildersPlacement

11 StudentsJun 21, 2023

Print Login Cards

Student Name ↑	Grade ⇅	Proficiency Bands					Current Band ⇅	Program Level ⇅	This Week		Teacher Resources
		Emerging	Emerging	Developing	Expanding	Reaching			Minutes ⇅	Units ⇅	
Anand, Swathi	3rd	●					Entering 3-6	L2	0	0	Lexia English Class Overview Guide Lexia Lessons Resources Hub Student Program https://english.lexialearning.com/75siteID=6735-6858-4976-4177
Bakshi, Ram	1st		●				Developing K-2	L5	31	5	
Gonzalez, Maria	5th			●			Reaching 3-6	L19	57	14	
Khan, Najneen	2nd			●			Developing K-2	L6	59	14	
Kovalenka, Katherine	1st	●					Emerging K-2	L3	105	15	
Morales, Camila	5th				●		Bridging 3-6	L17	60	14	
Moreno, Yolanda	3rd	●					Emerging 3-6	L5	103	15	
Ramos, Araceli	2nd				●		Bridging K-2	L10	36	22	
Toussaint, Leandre	3rd	●					Emerging 3-6	L4	73	10	



- A Lexia English tab:** Select “Lexia English” to monitor class and student data and reports for the Lexia English Language Development student program.
- B Class proficiency:** View your students’ current placement in Lexia English, including their level and the corresponding proficiency band.
- C Usage highlights:** Track your students’ program usage for the current week.
- D Teacher Resources:** Use the links in this section to quickly access Lexia Lessons, Lexia English Report Guides, and the Resources Hub.

Class Usage Detail Report

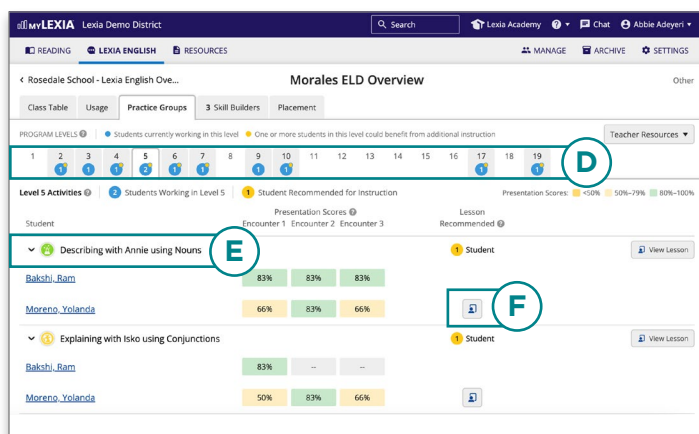
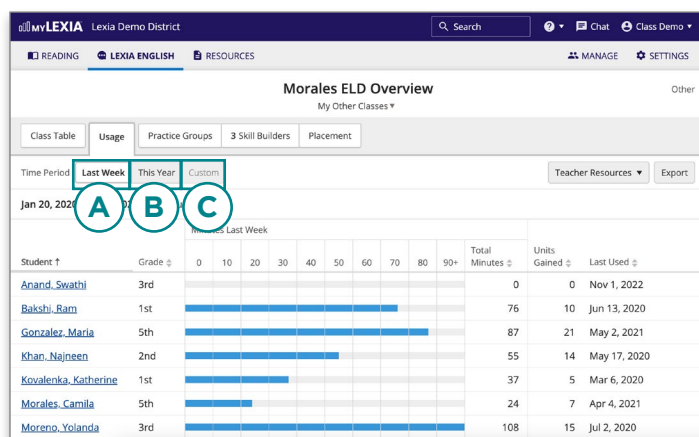
You can learn more details about your students' usage on the Usage Detail report. Click the **Usage** tab to access the Usage detail report. This report shows usage for:

- A Last Week:** View total minutes and units gained from the past week for each student.
- B This Year:** View total minutes, weeks used, average minutes, and total units gained for each student. These totals do not include the current week's usage.
- C Custom Date Range:** Select a custom date range in order to see student usage and units gained for a specific day or range of days. Simply choose the To and From dates. To view usage from a single day, use the same date in both fields.

Recommended Total Weekly Usage:

Grades K-2 30-45 min/per week

Grades 3-6 45-60 min/per week



Practice Groups Report

Lexia English is all about facilitating conversations, so we created a report specifically to allow you to plan and prioritize small group instruction based on how students are performing in the program. This report shows:

- D Student groupings:** A blue dot on the number line indicates how many students are currently working in that program level. A small yellow dot indicates at least one student within that level is recommended for an teacher-led lesson.
- E Content Area and Activity Name:** Review the activity names to understand what listening and grammar skills students in that level are learning (e.g. Describing with Annie using Nouns).
- F Recommended Lessons:** Students with a Presentation of Knowledge score under 80% are recommended for an teacher-led lesson (shown in yellow). Students who perform below 50% are the highest priority for lessons (shown in orange). Click on *View Lesson* to see a teacher-facilitated lesson designed to address the listening, speaking, and grammar skill for that activity.

Tip: Even if not recommended for a lesson, well-performing students in the same level may be good peer models and can benefit from practice with their peers.

Skill Builders Report

The **Skill Builders Report** helps you identify students who have completed a full level in the program and are ready to further engage with Lexia Skill Builders.

- G** View the program levels students have recently completed.
- H** Click to download or print Lexia Skill Builders.
- I** Select and mark Skill Builders as delivered.

Student Name	Level Completed	Skill Builder Name	Date Assigned
Kovalenka, Katherine	Level 1	Creative Text: Articles (a, an)	Jan 15, 2020
Bakshi, Ram	Level 2	Informational Text: Adjectives	Jan 15, 2020
Khan, Najneen	Level 3	Narrative Text: Prepositions (put on, take out)	Jan 15, 2020

myLEXIA

Lexia Demo District

SEARCH

7

CHAT

CLASS

SETTINGS

READING

LEXIA ENGLISH

RESOURCES

MANAGE

SETTINGS

Morales ELD Overview

My Other Classes ▾

Other

Class Table

Usage

Practice Groups

3 Skill Builders

Placement

11 Students

0 Not Started

0 In Placement

11 Placed in Lexia English

As of Jun 21, 2023

Placed

K

L

Student	Placement	Grade	Date Placed	Minutes	Proficiency Band @	Current Placement	Grade	Proficiency Band	Last Used
Anand, Swathi	Placed	3rd	Sep 1, 2019	4	Entering 3-6 L1	3rd	Entering 3-6 L2		Nov 1, 2022
Bakshi, Ram	Placed prior to Auto Placement Tool being available	1st	Sep 1, 2019	--	Entering K-2 L1	1st	Developing K-2 L5		Jun 13, 2020
Gonzalez, Maria	Placed prior to Auto Placement Tool being available	5th	Sep 1, 2019	--	Reaching 3-6 L19	5th	Reaching 3-6 L19		May 2, 2021
Khan, Najneen	Placed	2nd	Sep 1, 2019	6	Entering K-2 L1	2nd	Developing K-2 L6		May 17, 2020
Kovalenka, Katherine	Placed	1st	Sep 1, 2019	--	Entering K-2 L1	1st	Emerging K-2 L3		Mar 6, 2020
Morales, Camila	Placed	5th	Sep 1, 2019	--	Emerging 3-6 L4	5th	Bridging 3-6 L17		Apr 4, 2021
Moreno, Yolanda	Placed	3rd	Sep 1, 2019	7	Entering 3-6 L1	3rd	Emerging 3-6 L5		Jul 2, 2020
Ramos, Araceli	Placed	2nd	Sep 1, 2019	2	Entering K-2 L1	2nd	Bridging K-2 L10		May 25, 2020
Toussaint, Leandre	Placed	3rd	Sep 1, 2019	8	Entering 3-6 L1	3rd	Emerging 3-6 L4		Sep 8, 2022

Class Placement Report

The **Class Placement Report** allows you to:

- J** Track the status of student placement in the Lexia English program.
- K** Monitor student performance in Auto Placement.
- L** See where students are currently placed.

5-Minute Check-In

The **5-Minute Check-In** is a brief routine to help educators quickly and consistently review student information and consider next steps. Utilize the following visual step-by-step guide to gain familiarity with accessing and completing this data routine using class-level reports in myLexia.

5-Minute Check-in Guide

5-Minute Check-in

This flyer will help you utilize your myLexia® Class Overview data to identify students in need of additional support and prioritize practice group instruction. To begin, reflect on the following questions:

At what proficiency levels are my students working?

Check the Class Overview report to review your students' current program level and proficiency band. Students can be grouped for instruction and practice in and across levels.

Who needs more time in the student program?

Check the Usage tab in the Class Overview. Schedule additional opportunities for students to engage in the student program to ensure each student meets the usage recommendations for their grade level.

Who needs practice?

Check the Practice Groups tab in the Class Overview to see which students would benefit from teacher-facilitated practice. Consider using Lexia Lessons® for pre-teaching, targeted support, and peer-to-peer conversation practice with the listening, speaking, and grammar skills learned in the student program.

What are my next steps?

Access recommended Lexia Lessons in both digital and print form. Make a plan to deliver Lexia Lessons and Lexia Skill Builders® individually, in small groups or whole class.

Next Steps:

Lexia ENGLISH





Student Detailed Skills Report


Click on an Activity name in the Student Overview Report to see detailed information about a student's work in Lexia English activities.

- Q** Review the specific dates and times the student worked in each unit.
- R** View the student's pattern of instructional branching. Multiple step attempts indicate that the student may need extra support.
- S** Observe Presentation of Knowledge performance by domain to help guide instructional next steps.

Encounter	Total Unit Time	Total Attempts	Date	Time	Unit	Description	Unit Time	Step Attempts	Presentation of Knowledge Questions	Score
1. me / you	56:20	17	Oct 28, 2021	3:25 PM	1	Media	8:50	1	2 of 2 correct	66%
				3:25 PM	2	Conversation A	9:00	3	2 of 4 correct	
				3:25 PM	3	Game Grammar	6:00	3	0 of 0 correct	
				3:25 PM	4	Game Listening	6:10	1		
				3:25 PM	5	Conversation B	6:20	3		
				3:25 PM	6	Game Grammar	6:30	3		
				3:25 PM	7	Open Conversation	6:40	3		
				3:26 PM	8	Presentation of Knowledge	6:50	—		

For recommendations on the uses and frequency of monitoring for each of the various myLexia reports, see:

Data Routines and Analysis



PL SUPPORT

Reflection
Notes



Teacher-Led Instruction

Lexia Lessons

Lexia Lessons provide targeted, teacher-facilitated opportunities to promote conversations in English. These lessons can be utilized as resources for pre-teaching and reteaching to provide targeted instructional support. As with the student program, Lexia Lessons incorporate language frames, as this scaffolding technique helps students effectively engage in conversations.

Lexia Lessons provide both speaking and listening practice and align with the skills being taught in the student program. myLexia flags students for a Lexia Lesson if they score less than 80% on any Presentation of Knowledge unit. Educators are provided with Lexia Lessons and small group pairing recommendations to support these students in a small group setting. Lexia Lessons can be found in both digital and print form in the Lexia English Resources Hub as well as in myLexia.



The **Lexia Lessons Implementation Guide** is located on the *Support for Instruction* page of the Lexia English Resources Hub.

Lexia ENGLISH LANGUAGE DEVELOPMENT **Lexia Lessons**

LISTENING PRACTICE – LEVEL 4
Describing with Esther using Conjunctions
ACTIVITY 4 | BIOGRAPHY

OBJECTIVES

Comprehension Skill: Students will sequence events after listening to a passage.
Language Purpose: Through conversation, students will describe and make suggestions about everyday topics.

Plan Ahead: Review the listening passage(s) and the routine for the Collaborate activity. Decide how you will group your students for the activity. They will need paper, pencils, and/or coloring. Any additional resources for this lesson can be found on the Reproducible Pages included with this lesson.

LISTENING PASSAGE 1

- Carnival is a festival in Haiti. It lasts many days. People celebrate Carnival with colorful costumes and masks. There is also music and dancing in the street. First, make or buy a costume. Next, the costume on. Then, you're ready to go to Carnival!
- There are also parades at Carnival. The parades have floats. First, you pick a theme for your float. Next, you find a base to use for the float. You could use a car or a truck. Then, you get materials to decorate the float.
- Next, you work on the float. It can take a whole year! Then, you take the float to the parade. You ride on or walk next to your float at Carnival!

MODEL & PRACTICE

Directions: Each passage is separated into parts. You will have students listen for a different part throughout the lesson: Listen for Words and Phrases, Listen for Understanding, Listen to Apply, Listen with a Partner. Use the passage images and the Sequencing Strategies to support student understanding.

Step 1: Listen for Words and Phrases

I will read a passage aloud. Pay close attention to the words and phrases you hear.

→ Read **Listening Passage 1** slowly, pausing between each part.

I am going to read the first part again and you will help me answer some questions based on what you hear.

There is a Lexia Lesson Slide Deck for this lesson in the Lexia English Resources Hub.

Lexia ENGLISH LANGUAGE DEVELOPMENT **Lexia Lessons**

SPEAKING PRACTICE – LEVEL 10
Comparing with Farah using Nouns
Activity 1 | Encounter 1
SCIENCE

OBJECTIVES

Language Purpose: Through conversation, students will compare similarities between animals.
Grammar Statement: Ask and answer questions about similarities between nouns using both, in addition, and in addition to.

Plan Ahead: Review the language frames to plan for other content words to use for each encounter (beyond the examples provided). Decide whether to use the board, chart paper, or projection for the language frames and writing.

LANGUAGE FRAMES

Encounter 1

Grammar Focus: nouns with pronoun both

Sample 1: How are dogs and frogs similar?
Sample 2: How are cars and trucks similar?

Question: How are _____ and _____ similar?
With grammar: How are _____ (PLURAL NOUN 1) and _____ (PLURAL NOUN 2) similar?

Sample 1: Dogs and frogs are similar because they both have four legs.
Sample 2: Cars and trucks are similar because they both drive on roads.

Answer: _____ and _____ are similar because they both _____.
With grammar: _____ (PLURAL NOUN 1) and _____ (PLURAL NOUN 2) are similar because they both _____ (VERB) _____ (NOUN PHRASE).

Content Words

PLURAL NOUN 1	PLURAL NOUN 2	VERB	NOUN PHRASE
dogs	frogs	have	four legs
cars	trucks	drive	on roads

DIGITAL
& PRINT

Sequencing Strategies
Sequencing is putting events in the order in which they happen.

- Listen carefully to the entire passage at least once.
- Listen for what happens first, second, and last.
- Listen for transition words like: **first, next, then, lastly, and finally.**
- Listen for dates or words about time.
- Make a picture in your head about what happens during each part of the passage.

Lexia ENGLISH LANGUAGE DEVELOPMENT

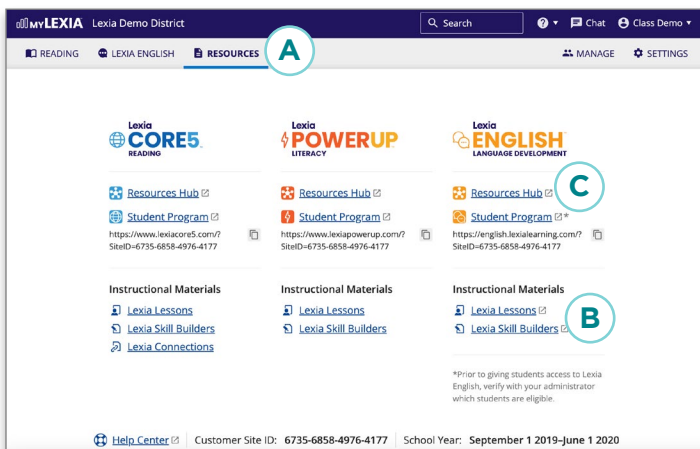

Level 10 | Listening

Comparing and Contrasting
Comparing with Farah using Nouns
Activity 1

Lexia Skill Builders

Lexia Skill Builders for Lexia English Language Development are designed to help students further engage with content from the student program through writing tasks and speaking routines focused on oral presentation skills. Students plan and draft a presentation script using the language and grammar they have learned in Lexia English. Opportunities for oral and written expression, peer collaboration, and skill refinement are embedded in the design of the Skill Builders.

myLexia now provides support for the Lexia English Skill Builders. Classroom teachers can easily see when a student completes a program level or is recommended for a Skill Builder, and then mark the Skill Builder as delivered—all within the myLexia reporting platform.




Instructional Resource Library

Log in to www.myLexia.com.

- A** Select the Resources tab.
- B** Access the complete listing of Lexia Lessons and Skill Builders.
- C** Also found in this tab is a link to access the Lexia English Resources Hub, where you can access the digitally formatted Lessons and Skill Builders.

Lexia English Resources Hub

The Lexia English Resources Hub provides access to additional resources to support your implementation, including instructional resources, engaging videos, letters for families, student certificates, and more.



PL SUPPORT

Reflection

Notes

Implementing Adaptive Blended Learning

Lexia English Implementation Models

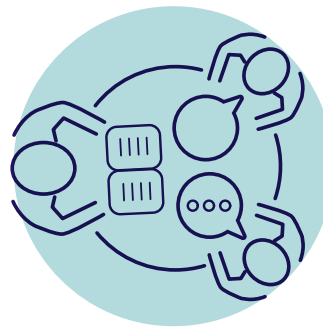
Lexia English fits flexibly to the needs of your students and the demands of your schedule. While there are many ways to implement Lexia English, two recommended models that many find success with are the Push-in and Pull-out Models.

Push-in implementation provides English Language Development (ELD) instruction in the student's content area classroom. Push-in ELD teachers support the classroom teacher and/or the general education teacher working with the Emergent Bilingual students.

Pull-out implementation provides ELD instruction outside the mainstream classroom and for a specific block of time. In this model, an Emergent Bilingual student spends part of the day in the mainstream classroom and is "pulled out" for ELD instruction.



Language
Enrichment Center



Small group learning
with teacher



Individual Lexia
English usage

Lexia English Implementation Examples

While students' time in the student program is critical, the combination of this independent practice with targeted, teacher-led lessons is what defines an effective implementation of Lexia English. One of the advantages of Lexia English is that it can be implemented in a variety of instructional settings. Whether teaching takes place in a classroom, following a hybrid model, or fully remotely, Lexia English can fit into your school or district's instructional model.

Option A (assumes a 35+ minute period)

A group of students work independently on the student program, while the teacher works with the rest of the students using the teacher-led Lexia Lessons. The groups will rotate, allowing the teacher to work with all the students as needed.

Option B (assumes a <35 minute period)

Students work in the student program three days a week and engage in teacher-led lessons on alternate days. Teachers organize groups each day to ensure they work with all students as needed through the course of the week.

Best Practices & Implementation Recommendations

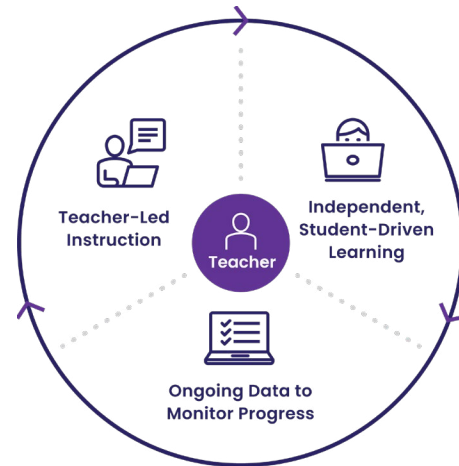
1. Students understand why they are using Lexia English.
2. Students meet their recommended weekly student program usage goals.

Grades K–2 → 10–15 min per session/3x per week

Grades 3–6 → 15–20 min per session/3x per week

3. Educators check myLexia at least weekly to review their class and student data and utilize the data to make instructional decisions.
4. Educators reinforce online learning and provide targeted instructional support for students using Lexia instructional resources.
5. Educators celebrate and communicate student progress.

Planning for the Classroom Environment



Important Educator Practices

- Routines
- Schedules
- Setting and sharing student expectations
- Communication plan for all stakeholders (students, families, etc.)

Preparing for Lexia English

It will be important to plan to introduce and model the Lexia English student program to your students prior to asking them to work independently. Planning for the Classroom Environment supports you in creating or making necessary adaptations to maximize the accuracy of the Lexia English Speech Recognition Engine.

We suggest the following:




- Model for students the proper way to sit at the computer and how to properly wear a headset with a microphone.
- Introduce students to the microphone button and microphone meter.
- Demonstrate and practice the calibration warm-up process. Have students practice wearing the headset correctly, counting from 1–5.
- Remind students to begin speaking **after** clicking the microphone button and hearing the tone.
- Introduce students to the Lexia English characters who will help them navigate through the program's activities by modeling various activities for the whole class.

Important activity reminders:

- If a student logs out of Lexia English before completing a unit, the unit bookmarks are lost and the student must start at the beginning of the unit upon return.
- Presentation of Knowledge (PK) units always bookmark even if a student logs out and returns. PK units are the final unit of each activity and are scored.
- When students log back into the program, they automatically return to the last encounter they were working on and are encouraged to continue from where they left off.

Create Your Implementation Plan

Planning the implementation of each component of Lexia's Adaptive Blended Learning model is key to student success. The outline below lists a variety of ways these key components can be implemented to fit both the needs of your students and the demands of your schedule.

	 Independent, student-driven learning	 Teacher-facilitated instruction	 Ongoing data monitoring
When?	When will Emergent Bilingual students use the student program? <input type="checkbox"/> English Language Development block <input type="checkbox"/> Literacy/Reading block <input type="checkbox"/> Content blocks (Science, Math, or Social Studies) <input type="checkbox"/> Intervention block <input type="checkbox"/> Before or after school <input type="checkbox"/> Home use/Distance learning <input type="checkbox"/> Other _____	When will educators deliver Lexia Lessons and Lexia Skill Builders? <input type="checkbox"/> English Language Development block <input type="checkbox"/> Literacy/Reading block <input type="checkbox"/> Content blocks (Science, Math, or Social Studies) <input type="checkbox"/> Intervention block <input type="checkbox"/> Before or after school <input type="checkbox"/> Distance learning <input type="checkbox"/> Other _____	When will educators check myLexia.com and collaborate to plan next steps? (See the 5-Minute Check-in) <input type="checkbox"/> Planning time <input type="checkbox"/> Grade-level meetings <input type="checkbox"/> Co-teaching meetings <input type="checkbox"/> Instructional coaching sessions <input type="checkbox"/> Student conferencing <input type="checkbox"/> MTSS meetings <input type="checkbox"/> Other _____
Who?	Who will monitor students using the student program? <input type="checkbox"/> Emergent Bilingual coordinator/teacher <input type="checkbox"/> Homeroom teacher <input type="checkbox"/> Paraprofessional/tutor <input type="checkbox"/> Volunteer <input type="checkbox"/> Parent/guardian <input type="checkbox"/> Other _____	Who will facilitate peer-to-peer academic conversations using Lexia Lessons and Lexia Skill Builders? <input type="checkbox"/> Emergent Bilingual coordinator/teacher <input type="checkbox"/> Homeroom teacher <input type="checkbox"/> Paraprofessional/tutor <input type="checkbox"/> Volunteer <input type="checkbox"/> Other _____	Who will complete weekly, monthly, and quarterly data routines? (See Data Routines and Analysis) <input type="checkbox"/> Emergent Bilingual coordinator/teacher <input type="checkbox"/> Homeroom teacher <input type="checkbox"/> Leadership team <input type="checkbox"/> Other _____
How?	How will the student program fit into instructional time? <input type="checkbox"/> Whole-class <input type="checkbox"/> Small group push-in / pull-out <input type="checkbox"/> Station rotation <input type="checkbox"/> Bellringer activities <input type="checkbox"/> Independent work time <input type="checkbox"/> Home use <input type="checkbox"/> Other _____	How will the Lexia English instructional resources fit into instructional time? <input type="checkbox"/> Whole-class <input type="checkbox"/> Small group push-in / pull-out <input type="checkbox"/> Station rotation <input type="checkbox"/> Incorporated into content <input type="checkbox"/> Distance learning <input type="checkbox"/> Other _____	How will myLexia data be utilized? <input type="checkbox"/> Planning instruction <input type="checkbox"/> Informing student grouping <input type="checkbox"/> Preparing for conferencing <input type="checkbox"/> Celebrating student progress <input type="checkbox"/> Communicating progress to families <input type="checkbox"/> Other _____

PL SUPPORT

Reflection

Goals for Implementation

- My goal for Lexia English student program usage for my students is:
- My goal for facilitating small-group peer-to-peer conversations using Lexia Lessons and Lexia Skill Builders is:
- My goal for integrating myLexia data into my instructional decision-making is:

●

●

●



The Classroom Implementation Plan can be used to help you develop an action plan to support your students. It is available to download on the Lexia English Resources Hub in the Classroom Resources section or through the link below.



Classroom
Implementation Plan

Create an Implementation Schedule

Plan and schedule your implementation of all three Adaptive Blended Learning model components on a consistent basis—for example, weekly. Refer to the options on the previous page as you record when, who, and how each component will be implemented.

Group/Class: _____ (Complete additional copies of this page for each group or class, if needed.)

	Mon./Day 1 WHEN? WHO? HOW?	Tues./Day 2 WHEN? WHO? HOW?	Wed./Day 3 WHEN? WHO? HOW?	Thurs./Day 4 WHEN? WHO? HOW?	Fri./Day 5 WHEN? WHO? HOW?
<div></div> <div>Independent, student-driven learning (10–20 min., 3 times/week)</div>					
<div></div> <div>Teacher-facilitated instruction (15–30 min. per Lexia Lesson, 2 times/week) (90–120 min. per Lexia Skill Builder, delivered over multiple sessions)</div>					
<div></div> <div>Ongoing data monitoring (At least 5 min./week per group/class)</div>					

- How will you ensure the routines you have planned are implemented?
- Where will you record plans and reminders related to your Lexia implementation?
- How will you schedule routines to complete other tasks related to Lexia (celebration, monthly/quarterly data routines, review of content, etc.)?


Lexia

Lexia
ENGLISH
LANGUAGE DEVELOPMENT

© 2024 Lexia, a Cambium Learning Group Company.

PL SUPPORT

Reflection
Notes



Get the myLexia App

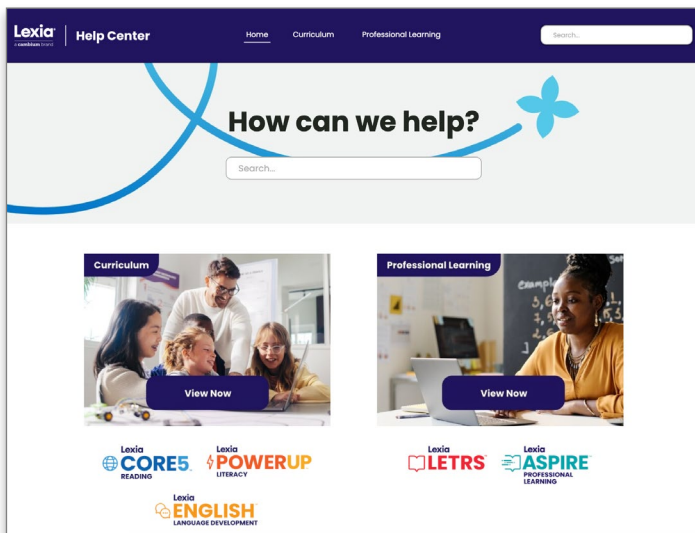
myLexia App for iOS



Access student data on-the-go with the free myLexia app for iPhone®, iPad®, or iPod Touch.® Download the myLexia app from the App Store for secure, instant access to your students' Lexia English performance and usage.

Lexia Help Center

Go to Help Center



The **Lexia Help Center** offers searchable, self-serve resources with information regarding our products, technical setup, rostering, and family support.



Lexia Academy is an eLearning platform that supports educators' professional growth with meaningful and relevant learning opportunities—anytime, anywhere. Courses in Lexia Academy integrate resources and strategies to support blended learning and product implementation. Access Lexia Academy via myLexia.

For more information, visit www.lexialearning.com

YOUR SIGN-IN INFORMATION

My Site ID

_____ - _____ - _____

myLexia: www.mylexia.com

My username: Your myLexia.com username is your school email address.

My password: _____

