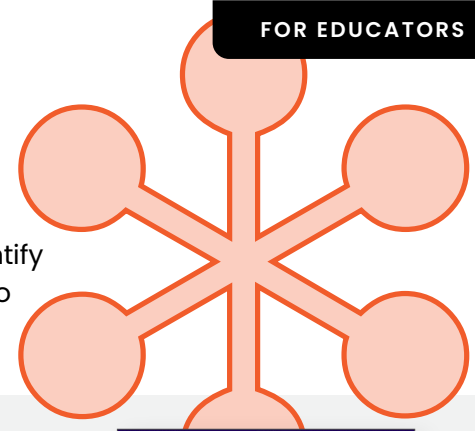


5-Minute Check-in

This planning worksheet will help you utilize your Action Plan in myLexia to identify students in need of additional support and prioritize small group instruction. To begin, reflect on the following questions:



Who needs more time in the student program?




Check the Need Usage tab in the Class Action Plan. Schedule additional time online for students who are not meeting usage targets.

Student Name	Days	Start	End	Usage	Target	Usage	Target
Adrian, Christian	6/1	8:00	8:30	10	10	10	10
Adrian, David	6/1	8:00	8:30	10	10	10	10
Adrian, David	6/1	8:00	8:30	10	10	10	10
Adrian, David	6/1	8:00	8:30	10	10	10	10
Adrian, David	6/1	8:00	8:30	10	10	10	10
Adrian, David	6/1	8:00	8:30	10	10	10	10
Adrian, David	6/1	8:00	8:30	10	10	10	10
Adrian, David	6/1	8:00	8:30	10	10	10	10
Adrian, David	6/1	8:00	8:30	10	10	10	10
Adrian, David	6/1	8:00	8:30	10	10	10	10

Who needs help?




Check the Needs Instruction tab in the Class Action Plan to see which students would benefit from teacher-led Lexia Lessons®.



Who is ready to apply what they've learned?




Check the Skill Builders tab in the Class Action Plan to see which students are ready to work on Lexia Skill Builders®.



Who is ready to celebrate?



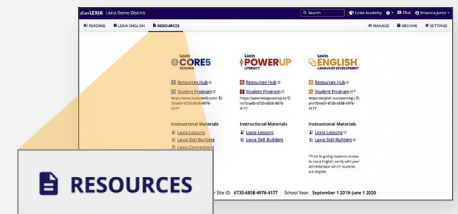
Check the Certificates tab in the Class Action Plan. Print certificates and celebrate student success.



What are my next steps?



Access prescribed Lexia Lessons and Lexia Skill Builders in both digital and print form. Make a plan to deliver these resources individually, in small groups, or to the whole class.



Next Steps:
