



# Lexia® English Classroom Implementation Plan

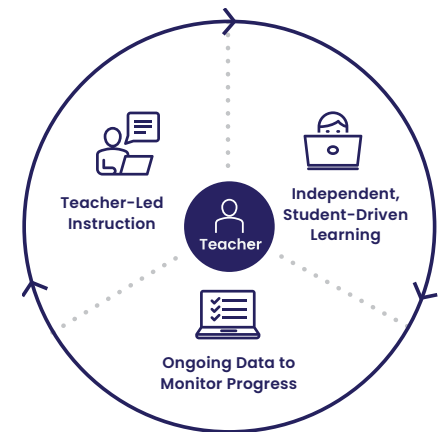
Lexia® English Language Development™ is an adaptive blended learning speaking and listening program that supports students' English language development through academic conversations.

Lexia English follows an adaptive blended learning (ABL) model that ensures differentiated, personalized instruction for each student. This model requires implementing three essential components:

- **Independent, student-driven learning**
- **Ongoing data monitoring to drive instructional priorities**
- **Teacher-led instruction**

This guide will support you to set goals and plan for the successful implementation of each of these three components in your classroom.

Consider completing your plan as a collaborative team (e.g., grade level, instructional coach). This document may be updated as often as needed as you monitor and manage your Lexia English implementation.



## Contents:

## Set Implementation Goals

Use the chart below to set and monitor personal goals that will enable your classroom implementation of adaptive blended learning (ABL).



To set relevant and attainable goals, consider the **current state** of your implementation. Determine your current strengths and areas for growth with the following resources:

- [Lexia English Blended Learning Reflection Guide](#)
- [Implementation Best Practices Planning & Reflection Guide](#)

Data	ABL Component	Goal	Next Steps Plan	Complete by date






How will you monitor progress and determine additional next steps to reach your goals? For example:

- Schedule time to revisit this document on or before each “Complete by date”.
- Complete planning and scheduling on the following pages of this resource.
- Identify Lexia resources to utilize in your classroom. (Visit the [Lexia English Resources Hub](#) or reference [Resources for Implementation](#).)
- Ask for collaboration or support from colleagues and/or coaches.

## Select Implementation Options




Review the options for the implementation of each of the three components of the Adaptive Blended Learning model. Select options that align with your learning environment and will support you to meet your personal implementation goals. You may select more than one answer for each prompt. For more support, review the [Lexia English Implementations Guide](#).


	 <b>Independent, student-driven learning</b>	 <b>Teacher-facilitated instruction</b>	 <b>Ongoing data monitoring</b>
<b>When?</b>	When will Emergent Bilingual students use the student program? <input type="checkbox"/> English Language Development block <input type="checkbox"/> Literacy/Reading block <input type="checkbox"/> Content blocks (Science, Math, or Social Studies) <input type="checkbox"/> Intervention block <input type="checkbox"/> Before or after school <input type="checkbox"/> Home use/Distance learning <input type="checkbox"/> Other _____	When will educators deliver Lexia Lessons® and Lexia Skill Builders®? <input type="checkbox"/> English Language Development block <input type="checkbox"/> Literacy/Reading block <input type="checkbox"/> Content blocks (Science, Math, or Social Studies) <input type="checkbox"/> Intervention block <input type="checkbox"/> Before or after school <input type="checkbox"/> Distance learning <input type="checkbox"/> Other _____	When will educators check mylexia.com and collaborate to plan next steps? <i>(See the <a href="#">5-Minute Check-in</a>)</i> <input type="checkbox"/> Planning time <input type="checkbox"/> Grade-level meetings <input type="checkbox"/> Co-teaching meetings <input type="checkbox"/> Instructional coaching sessions <input type="checkbox"/> Student conferencing <input type="checkbox"/> MTSS meetings <input type="checkbox"/> Other _____
<b>Who?</b>	Who will monitor students using the student program? <input type="checkbox"/> Emergent Bilingual coordinator/teacher <input type="checkbox"/> Homeroom teacher <input type="checkbox"/> Paraprofessional/tutor <input type="checkbox"/> Volunteer <input type="checkbox"/> Parent/guardian <input type="checkbox"/> Other _____	Who will facilitate peer-to-peer academic conversations using Lexia Lessons and Lexia Skill Builders? <input type="checkbox"/> Emergent Bilingual coordinator/teacher <input type="checkbox"/> Homeroom teacher <input type="checkbox"/> Paraprofessional/tutor <input type="checkbox"/> Volunteer <input type="checkbox"/> Other _____	Who will complete weekly, monthly, and quarterly data routines? <i>(See <a href="#">Data Routines and Analysis</a>)</i> <input type="checkbox"/> Emergent Bilingual coordinator/teacher <input type="checkbox"/> Homeroom teacher <input type="checkbox"/> Leadership team <input type="checkbox"/> Other _____
<b>How?</b>	How will the student program fit into instructional time? <input type="checkbox"/> Whole-class <input type="checkbox"/> Small group push-in / pull-out <input type="checkbox"/> Station rotation <input type="checkbox"/> Bellringer activities <input type="checkbox"/> Independent work time <input type="checkbox"/> Home use <input type="checkbox"/> Other _____	How will the Lexia English instructional resources fit into instructional time? <input type="checkbox"/> Whole-class <input type="checkbox"/> Small group push-in / pull-out <input type="checkbox"/> Station rotation <input type="checkbox"/> Incorporated into content <input type="checkbox"/> Distance learning <input type="checkbox"/> Other _____	How will myLexia® data be utilized? <input type="checkbox"/> Planning instruction <input type="checkbox"/> Informing student grouping <input type="checkbox"/> Preparing for conferencing <input type="checkbox"/> Celebrating student progress <input type="checkbox"/> Communicating progress to families <input type="checkbox"/> Other _____

# Create an Implementation Schedule

Plan and schedule your implementation of all three Adaptive Blended Learning model components on a consistent basis—for example, weekly. Refer to the options on the previous page as you record when, who, and how each component will be implemented.

**Group/Class:** \_\_\_\_\_ (Complete additional copies of this page for each group or class, if needed.)

	Mon./Day 1 WHEN? WHO? HOW?	Tues./Day 2 WHEN? WHO? HOW?	Wed./Day 3 WHEN? WHO? HOW?	Thurs./Day 4 WHEN? WHO? HOW?	Fri./Day 5 WHEN? WHO? HOW?
 <b>Independent, student-driven learning</b> (10–20 min., 3 times/week)					
 <b>Teacher-facilitated instruction</b> (15–30 min. per Lexia Lesson, 2 times/week) (90–120 min. per Lexia Skill Builder, delivered over multiple sessions)					
 <b>Ongoing data monitoring</b> (At least 5 min./week per group/class)					




- 
- How will you ensure the routines you have planned are implemented?
  - Where will you record plans and reminders related to your Lexia implementation?
  - How will you schedule routines to complete other tasks related to Lexia (celebration, monthly/quarterly data routines, review of content, etc.)?

## Example Implementation Schedule

This is an example of a possible completed Implementation Schedule from the Lexia® English Language Development™ Classroom Implementation Plan.

This completed schedule demonstrates how all three Adaptive Blended Learning model components might be implemented in a classroom on a consistent basis. Note that this is just one example of many possible successful implementation schedules.

**Group/Class:** 3rd grade students (Complete additional copies of this page for each group or class, if needed.)

	Mon./Day 1 WHEN? WHO? HOW?	Tues./Day 2 WHEN? WHO? HOW?	Wed./Day 3 WHEN? WHO? HOW?	Thurs./Day 4 WHEN? WHO? HOW?	Fri./Day 5 WHEN? WHO? HOW?
 <b>Independent, student-driven learning</b> (10–20 min., 3 times/week)	Review Student Goal Setting Worksheets for Parent/Guardian signature	15 min. during literacy block  Monitored by Paraprofessional  Station rotation		15 min. during literacy block  Monitored by Paraprofessional  Station rotation	15 min. at home  Monitored by Parents/Guardians
 <b>Teacher-facilitated instruction</b> (15–30 min. per Lexia Lesson, 2 times/week) (90–120 min. per Lexia Skill Builder, delivered over multiple sessions)	Lexia Lesson - 15 min. during ELD block  Facilitated by Emergent Bilingual Teacher  Pull-out instruction	Lexia Lesson - 15 min. during literacy block  Facilitated by Reading Teacher  Station rotation	Lexia Lesson - 15 min. during ELD block  Facilitated by Emergent Bilingual Teacher  Pull-out instruction	Lexia Lesson - 15 min. during literacy block  Facilitated by Reading Teacher  Station rotation	Skill Builder - 30 min. during homeroom  Facilitated by Homeroom Teacher  Whole class instruction
 <b>Ongoing data monitoring</b> (At least 5 min./week per group/class)	5-Minute Check-in during planning meeting  Emergent Bilingual and Reading Teacher  Plan grouping and instruction			5 min. during 3rd grade-level meeting  Plan to celebrate and communicate student progress	