


# Lexia® English Lexia Skill Builders® Overview

## What are Lexia Skill Builders?

Lexia Skill Builders® for Lexia® English Language Development™ are designed to help students further engage with content from the student program through writing tasks and speaking routines focused on oral presentation skills.

Students plan and draft a presentation script using the language and grammar they have learned in the Lexia English student program. Opportunities for oral and written expression, peer collaboration, and skill refinement are embedded in the design of the Skill Builders.




## Why are Lexia Skill Builders important?

Skill Builders are designed to further support and enrich students' oral language development, offering students additional ways to engage with the content from the student program through writing, oral expression, and peer collaboration. All Skill Builder writing tasks are in the service of oral language development.

## Answer Key & Sample Student Work

An answer key and samples of student work are included in each leveled set of Lexia Skill Builders.



## Where can Lexia Skill Builders be found?

In myLexia.com, there are several places to access Lexia Skill Builders that can be downloaded and printed. In the myLexia **Class Table**, the **Skill Builders** tab **1** of the **Action Plan** displays a list of students who have completed a program level **2** and are ready for independent application and generalization of the activities in that level.

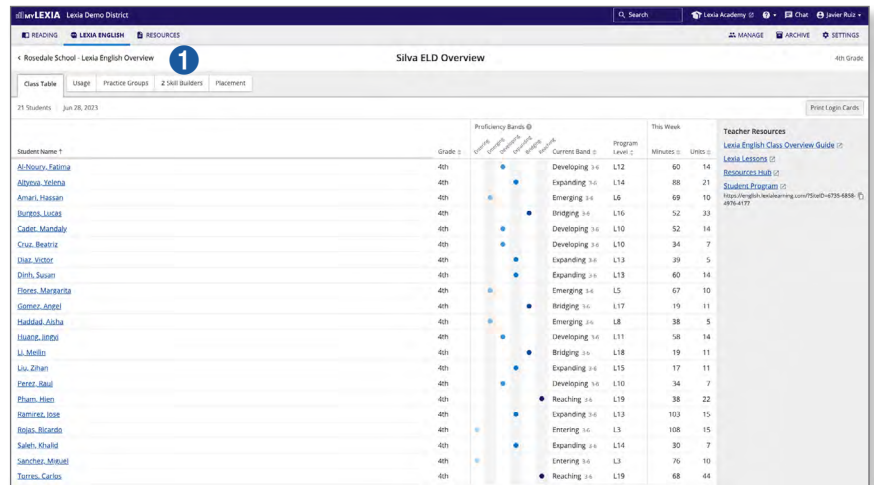
For teachers who want to have Lexia Skill Builders available as students complete individual online activities, sets can be downloaded and printed anytime from the Lexia Skill Builders Library in the Resources tab of [www.myLexia.com](http://www.myLexia.com).

To access digital Lexia Skill Builders, log in to **myLexia > Resources** to access the **Resources Hub > Support for Instruction** page. Selecting a digital Lexia Skill Builder prompts teachers to make their own copy in Google Drive™ online storage service. Because teachers are not accessing digital Skill Builders directly through the myLexia dashboard, they need to manually mark Skill Builders as delivered in the **Class Overview**.

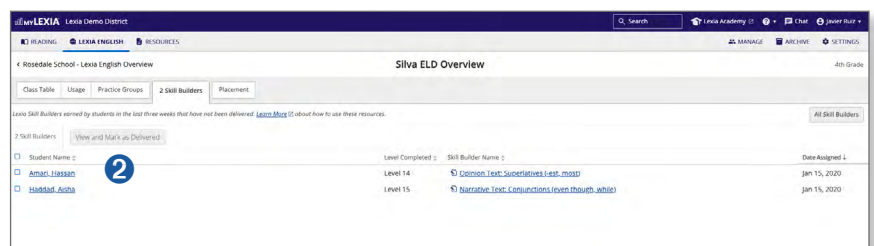
## How can Lexia Skill Builders be used?

Students are encouraged to work on Lexia Skill Builders after they have successfully completed a full level in the student program. While the project-based approach of the Lexia English Skill Builders requires teacher facilitation, the tasks are designed for both independent practice and peer collaboration. The Skill Builders Implementation Guide provides step-by-step support and scaffolding suggestions for successful student engagement.

Lexia Skill Builders can be implemented in a variety of settings: whole class, small group, and one-on-one. Younger students in Kindergarten through Grade 2, as well as those beginning their schooling in English, may require additional accommodations in order to fully understand the directions, prompts, and other processes within each Skill Builder.



Student Name	Grade	Proficiency Bands	Current Band	Program Level	Minutes	Units
Al-Nouay, Fatima	4th	Developing 3.4	Developing 3.4	L12	60	14
Al-Nouay, Fatima	4th	Expanding 3.4	Expanding 3.4	L14	88	21
Amari, Hassan	4th	Emerging 3.4	Emerging 3.4	L6	69	10
Budena, Lucas	4th	Bridging 3.4	Bridging 3.4	L16	52	33
Caden, Mandaly	4th	Developing 3.4	Developing 3.4	L10	52	14
Cruz, Beatriz	4th	Developing 3.4	Developing 3.4	L10	34	7
Elahi, Sohrab	4th	Expanding 3.4	Expanding 3.4	L13	39	5
Elahi, Sohrab	4th	Expanding 3.4	Expanding 3.4	L13	60	14
Elora, Maribel	4th	Emerging 3.4	Emerging 3.4	L5	67	10
Genest, Ansel	4th	Bridging 3.4	Bridging 3.4	L17	19	11
Hussain, Aisha	4th	Emerging 3.4	Emerging 3.4	L8	38	5
Issam, Amal	4th	Developing 3.4	Developing 3.4	L11	58	14
Li, Meilin	4th	Bridging 3.4	Bridging 3.4	L18	19	11
Liu, Zhen	4th	Expanding 3.4	Expanding 3.4	L15	17	11
Peter, Raul	4th	Developing 3.4	Developing 3.4	L10	34	7
Pham, Hien	4th	Reaching 3.4	Reaching 3.4	L19	38	22
Rebecca, Jose	4th	Expanding 3.4	Expanding 3.4	L13	103	15
Rosa, Ricardo	4th	Emerging 3.4	Emerging 3.4	L3	108	15
Saleh, Khalid	4th	Expanding 3.4	Expanding 3.4	L14	30	7
Sanchez, Michael	4th	Emerging 3.4	Emerging 3.4	L3	76	10
Thomas, Carlos	4th	Reaching 3.4	Reaching 3.4	L19	68	44



Student Name	Level Completed	Skill Builder Name	Date Assigned
Amari, Hassan	Level 14	Common Text Superlatives (Last, most)	Jan 15, 2020
Hussain, Aisha	Level 15	Narrative Text: Conjunctions (even though, while)	Jan 15, 2020

## Usage tips from teachers

**Anchor Charts:** The collaborative creation of Anchor Charts is key to successful implementation and student engagement. Model the language frames from the level-specific Anchor Charts before introducing the Skill Builder tasks.

**Partner Feedback:** Select a student partner or a student pair to model giving and receiving feedback. Ensure the relevant Anchor Charts are accessible for the partner feedback conversation.

**Scaffolding Suggestions:** The Lexia English Skill Builders **Implementation Guide** includes Scaffolding Suggestions to support students who may require additional accommodations in order to fully understand the directions, prompts, and other processes.

**Think Aloud:** As needed, complete the Grammar Practice and Graphic Organizer components together with students. Share thinking aloud with students or engage them in a collective brainstorm.