

Lexia® Core5® Reading Letter Formation Guide

This guide is designed to support educators in effectively modeling how to form each letter (uppercase and lowercase). Clear and accurate modeling of letter formation helps students build the connection between letter names, sounds, and forms.

The script provides the language needed to model and verbally guide students through the formation of the target letter, focusing on the placement, direction, and sequence of strokes. Incorporating visual, auditory, and kinesthetic activities such as tracing, skywriting, and verbal cues helps reinforce visual-motor connections. Consider grouping letters by frequency of use, fine motor skill progression, or visual similarities.

To support students' awareness of spatial relationships and directionality, consider naming the guidelines printed on writing paper—such as the “hat line” (top), “belt line” (middle), and “foot line” (bottom)—during early instruction and practice. Adapt the terminology to match the names commonly used in your classroom to ensure consistency and familiarity for students.


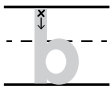
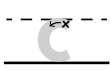




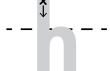
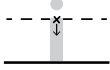
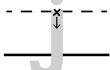
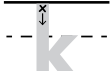
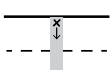

Routine for teaching new letter forms

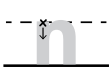
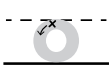




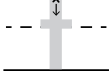

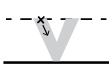




I Do: Verbalize and model

We Do: Engage in guided practice together and provide immediate feedback

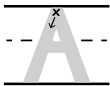
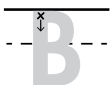
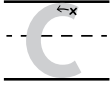




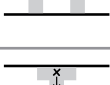
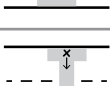
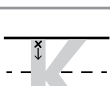
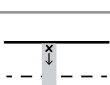
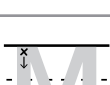

You Do: Students practice independently

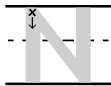
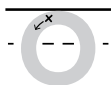
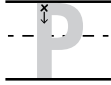




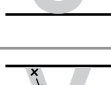
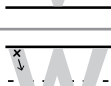
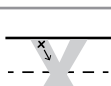
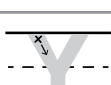
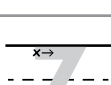

Lowercase

Letter	Teacher Script
	This is lowercase a. Start at the middle. Small curve around the bottom to the middle. Straight line down.
	This is lowercase b. Start at the top. Straight line to the bottom. Back to the middle. Small curve to the bottom.
	This is lowercase c. Start at the middle. Small curve around to the bottom.
	This is lowercase d. Start at the middle. Small curve around to the bottom. Straight line up to the top and back to the bottom.
	This is lowercase e. Start just below the middle. Straight line out. Small curve up and around the bottom.
	This is lowercase f. Start at the top. Small curve and straight to the bottom. Small line across the middle.
	This is lowercase g. Start at the middle. Small curve around the bottom and up to the middle. Straight line through the bottom and small curve up.
	This is lowercase h. Start at the top. Straight line to the bottom. Back to the middle. Small curve to the bottom.
	This is lowercase i. Start at the middle. Straight line to the bottom. Dot the top.
	This is lowercase j. Start at the middle. Straight line through the bottom and small curve up. Dot the top.
	This is lowercase k. Start at the top. Straight line to the bottom. Back to the middle and over. Slant in then slant out to the bottom.
	This is lowercase l. Start at the top. Straight line to the bottom.
	This is lowercase m. Start at the middle. Straight line to the bottom. Small curve up to the middle and down to the bottom. Another small curve up to the middle and down to the bottom.

Letter	Teacher Script
	This is lowercase n. Start at the middle. Straight line to the bottom. Small curve up to the middle and down to the bottom.
	This is lowercase o. Start at the middle. Small curve around the bottom and back to the middle.
	This is lowercase p. Start at the middle. Straight line through the bottom. Back to the middle. Small curve to the bottom.
	This is lowercase q. Start at the middle. Small curve around the bottom and back to the middle. Straight line through the bottom and small curve up.
	This is lowercase r. Start at the middle. Straight line to the bottom. Back to the middle. Small curve.
	This is lowercase s. Start at the middle. Small curve this way and small curve the other way to the bottom.
	This is lowercase t. Start at the top. Straight line to the bottom. Small line across the middle.
	This is lowercase u. Start at the middle. Straight line to the bottom and curve up to the middle. Straight line to the bottom.
	This is lowercase v. Start at the middle. Slant to the bottom. Slant back to the middle.
	This is lowercase w. Start at the middle. Slant to the bottom and back to the middle. Slant to the bottom again and back to the middle.
	This is lowercase x. Start at the middle. Slant to the bottom. Back to the middle and over. Slant to the bottom the other way.
	This is lowercase y. Start at the middle. Slant to the bottom. Back to the middle and over. Slant through the bottom the other way.
	This is lowercase z. Start at the middle. Small line out. Slant to the bottom. Small line out.

Uppercase

Letter	Teacher Script
	This is uppercase A. Start at the top. Slant to the bottom. Back to the top. Slant to the bottom the other way. Straight line across the middle.
	This is uppercase B. Start at the top. Straight line down. Back to the top. Small curve to the middle. Small curve to the bottom.
	This is uppercase C. Start at the top. Big curve this way. Stop at the bottom.
	This is uppercase D. Start at the top. Straight line down. Back to the top. Big curve to the bottom.
	This is uppercase E. Start at the top. Straight line down. Small line across the top. Small line across the middle. Small line across the bottom.
	This is uppercase F. Start at the top. Straight line down. Small line across the top. Small line across the middle.
	This is uppercase G. Start at the top. Big curve this way. Stop in the middle. Small line in.
	This is uppercase H. Start at the top. Straight line down. Back to the top and over. Straight line down. Straight line across the middle.
	This is uppercase I. Start at the top. Straight line down. Small line at the top. Small line at the bottom.
	This is uppercase J. Start at the top. Straight line down. Small curve up. Back to the top. Small line across the top.
	This is uppercase K. Start at the top. Straight line down. Back to the top and over. Slant down to the middle. Slant down to the bottom.
	This is uppercase L. Start at the top. Straight line down. Small line out.
	This is uppercase M. Start at the top. Straight line down. Back to the top. Slant down to the bottom. Slant back to the top. Straight line down.

Letter	Teacher Script
	This is uppercase N. Start at the top. Straight line down. Back to the top. Slant down to the bottom. Straight line to the top.
	This is uppercase O. Start at the top. Big curve this way. Stop at the top.
	This is uppercase P. Start at the top. Straight line down. Back to the top. Small curve to the middle.
	This is uppercase Q. Start at the top. Big curve this way. Stop at the top. Small slant at the bottom.
	This is uppercase R. Start at the top. Straight line down. Back to the top. Small curve to the middle. Slant to the bottom.
	This is uppercase S. Start at the top. Small curve to the middle. Small curve the other way to the bottom.
	This is uppercase T. Start at the top. Straight line down. Small line at the top.
	This is uppercase U. Start at the top. Straight line down. Curve around the bottom and up. Stop at the top.
	This is uppercase V. Start at the top. Slant to the bottom. Slant to the top.
	This is uppercase W. Start at the top. Slant to the bottom. Slant to the top. Slant to the bottom. Slant to the top.
	This is uppercase X. Start at the top. Slant to the bottom. Back to the top and over. Slant to the bottom the other way.
	This is uppercase Y. Start at the top. Slant to the middle. Back to the top and over. Slant to the middle. Straight line from the middle to the bottom.
	This is uppercase Z. Start at the top. Small line across. Slant down to the bottom. Small line across.