

What are Lexia® Lessons?

Overview

Lexia Lessons are scripted, explicit lesson plans to guide teachers in providing targeted intervention to individual students, small groups, or the whole class. Lexia Lessons include:

- An Overview that outlines the objective and purpose for each lesson and its importance to language and literacy development
- Helpful tips and information about common misconceptions, lesson adaptations, and working with specific student populations
- Phonological Awareness Warm-Ups designed to review skills and support the lesson objective
- Direct instruction to provide context, promote engagement, and model skills
- Guided practice to scaffold collaborative application of skills
- Independent application activities to promote multisensory engagement, expressive language, and peer collaboration
- Differentiated Instruction to allow for additional support or extension
- Reproducible materials, such as picture cards, word lists, activity sheets, and graphic organizers


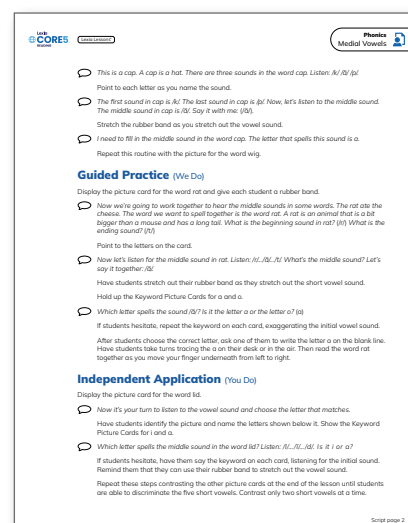

Lexia Lessons are available across all Core5 Levels and are automatically recommended for students, based on performance in the online program.

Why are Lexia Lessons important?



Core5 provides teachers with actionable data, and Lexia Lessons are an important step in that action plan. The online program scaffolds student learning; automatic branching moves students through practice and instruction as necessary. While this course of action may be sufficient for some students, many students may require more explicit instruction to be successful. To support this need, teachers are alerted when a student struggles repeatedly online so they can provide targeted intervention. In this way, Lexia Lessons allow teachers to connect real-time performance data to instructional strategies.

Lexia Lessons include suggestions for multisensory activities that reinforce and extend online learning, as well as opportunities for oral expression, peer collaboration, and writing. Each Lexia Lesson requires approximately 20 minutes to deliver, but teachers control the pace and can adjust when needed. This personalized approach supports the varying learning needs of all students.

A peer-reviewed longitudinal study tracked reading scores of students who used the online and offline components of Core5 for three years. Significant reading growth was found in each school year. In addition, the students demonstrated significant longitudinal growth over the three years. This growth occurred despite a summer slide after each school year.

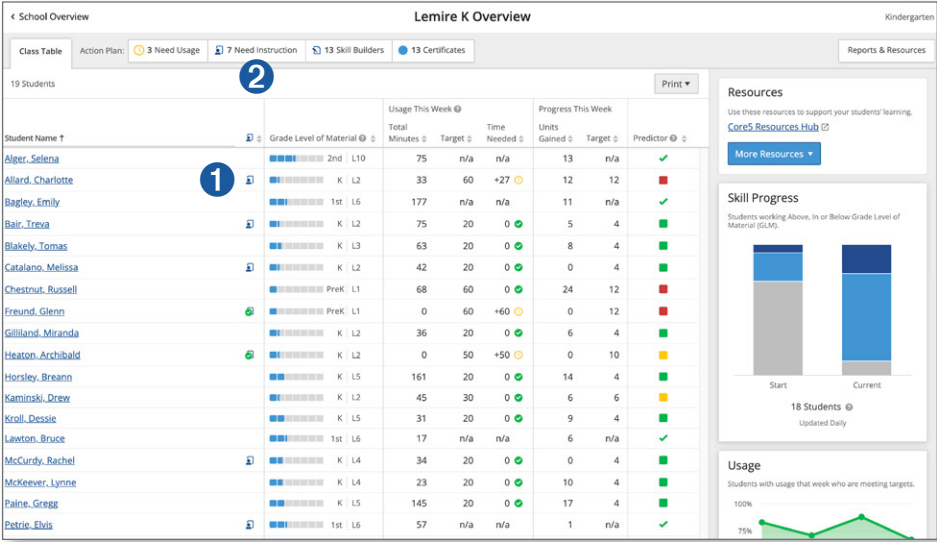


Where can Lexia Lessons be found?

In myLexia.com, there are several places to access Lexia Lessons. In the myLexia **Class Table**, a Lexia Lesson icon  is displayed to the right of the names of students **1** who may benefit from teacher-led instruction in order to progress. (Students are flagged as *Need Instruction* if they drop to instruction more than once in an online activity.) Teachers may select the Lexia Lesson icon to access a PDF that provides explicit instruction in the specific skill. While viewing the Lexia Lesson, teachers may select the Mark as Delivered button to display a delivered icon . The delivered icon will continue to display until the student progresses in the online activity.

The *Need Instruction* tab **2** in the myLexia class **Action Plan** displays a list of students **3** along with more information about the skills they are struggling with. The information in this tab can be used to group students by instructional need. Lessons can also be marked as delivered here.

For teachers who want to have Lexia Lessons available for ease of use, the material can be downloaded and printed anytime from the Lexia Lesson Library in the Resources tab of www.myLexia.com. Lexia Lesson slide decks are available on the *Core5 Resources Hub > Support for Instruction page*.



How can Lexia Lessons be used?

Lexia Lessons can be delivered to individual students, small groups, or the whole class, depending on instructional need. Different teachers will most likely have different levels of familiarity with the skill area. Some teachers may want to closely follow the provided script while others may feel comfortable using the script as a guide for instruction.

Lemire K Overview			
Students who are not progressing and may benefit from teacher-led instruction.			
Student Name	Instructional Priority	Lesson Name	Status
Heaton, Archibald	Medium	Basic Concepts	Delivered
Allard, Charlotte	High	Basic Concepts	Not Delivered
Bair, Treva	Low	Basic Concepts	Delivered
Bair, Treva	Low	Beginning Sounds	Not Delivered
Catalano, Melissa	Low	Beginning Sounds	Not Delivered
McCurdy, Rachel	Low	Ending Sounds	Not Delivered
Petrie, Elvis	Low	Long and Short Vowel Sounds	Not Delivered
Freund, Glenn	High	Picturing Keywords	Delivered
Freund, Glenn	High	Rhyming	Delivered

Usage tips from teachers

- Manually mark Lessons as delivered in the Class Overview if you select Lexia Lessons from the myLexia library or Lexia Lesson slide decks from the Resource Hub.
- Consider reading aloud to students after delivering a Lexia Lesson. Point out any examples of recently taught skills to solidify learning.
- Lexia Lesson slide decks are designed to be delivered by a teacher in presentation mode—either in person or through a video conferencing platform.