

# What are Core5 Fluency Passage Packs?

## Overview

Core5 Fluency Passage Packs provide opportunities for supported fluent reading practice. This student and educator resource features additional line spacing, a wide right margin, and a line-by-line running word count. A fluent reading student checklist and teacher rubric are also included to promote accurate, automatic, and expressive oral reading. The fluency passages target phonics patterns and foundational word analysis skills that are taught in the Lexia® Core5® Reading program.


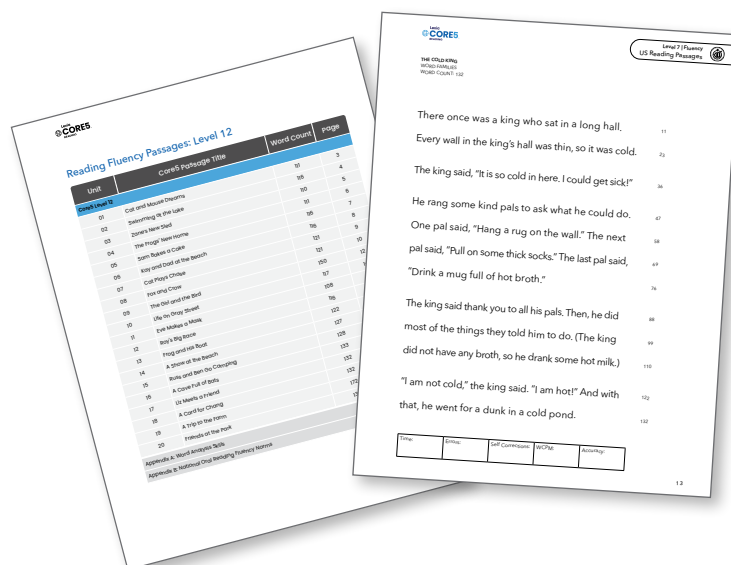
### Why are Core5 Fluency Passage Packs important?

The Core5 Fluency Passage Packs were developed to provide students with additional opportunities to build and reinforce fluent reading skills. The passages are sequentially aligned to the levels in Core5 to support students wherever they are on their path to reading success. When used as part of the Core5 blended learning model, the passages provide varied opportunities for students to engage in supported practice in oral reading with a focus on accuracy, automaticity, and prosody.

### When can Lexia Fluency Passage Packs be used?

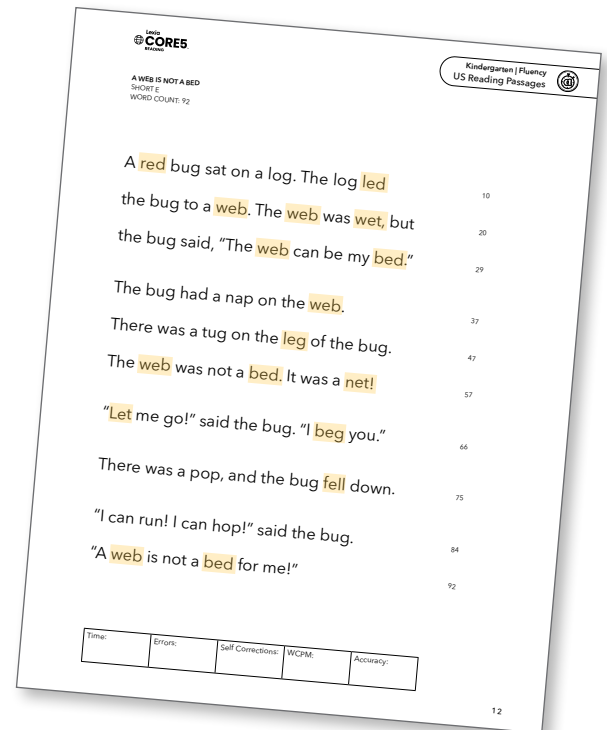
As students progress through a level in Core5, the Fluency Passage Packs can be used to support and encourage oral reading practice. This practice complements the work that students are doing in the online program, which focuses on accurate decoding, automatic word recognition, and reading at an appropriate rate.

The Fluent Reading Student Checklist promotes student agency. The Dimensions of Fluent Reading Rubric guides teachers in providing immediate, explicit feedback.



## How can Core5 Fluency Passage Packs be used?

- **Review foundational concepts.** Preview a passage with students and highlight any target or high-frequency words. Discuss phonics patterns and word structure concepts. Then, have students read the passage out loud.
- **Model fluent reading.** Begin by reminding students that fluent readers read with expression and pay attention to punctuation. Have students follow along as you read a passage aloud to model appropriate accuracy, rate, and expression. Pay particular attention to intonation, emphasis, phrasing, and rhythm.
- **Emphasize echo reading.** Choose a passage and read aloud one sentence or paragraph at a time, giving students time to imitate. Have them repeat the text as they run their finger under it. Provide feedback on accuracy, rate, and expression as needed.
- **Provide ample practice opportunities.** Support oral reading fluency by having students reread a passage aloud to you or each other. Encourage them to practice as many times as necessary to give an expressive oral reading.
- **Record student readers.** Have students record themselves reading a passage, then work with them to evaluate whether their reading was smooth, clear, and easy to understand. When students are satisfied with their recording, add it to a digital library to model fluent reading for other students.



Look for the Core5 Fluency Passage Packs  
in the *Support for Instruction* section of the  
Core5 Resources Hub.