

Name: _____



Move the letters in each word to make a new word. You must use all of the letters in your new word. There may be more than one answer.

1 tip ↓ pit	2 pat ↓ _ _ _	3 top ↓ _ _ _
4 left ↓ _ _ _	5 stop ↓ _ _ _	6 tear ↓ _ _ _
7 step ↓ _ _ _	8 slip ↓ _ _ _	9 pans ↓ _ _ _
10 ticks ↓ _ _ _	11 slime ↓ _ _ _	12 crate ↓ _ _ _

★ Use some letters from your first name and see if you can make any new words.

Name: _____



Move the letters in each word to make a new word. You must use all of the letters in your new word. There may be more than one answer.





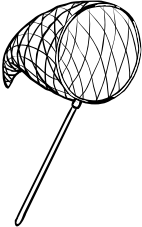


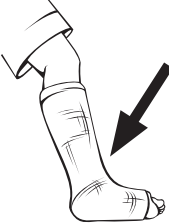



1 n a p ↓ p a n	2 p a l ↓ _ _ _	3 s a g ↓ _ _ _
4 t e n ↓ _ _ _	5 a n t ↓ _ _ _	6 g u m ↓ _ _ _
7 m i l e ↓ _ _ _ _	8 t a l e ↓ _ _ _ _	9 t o n e ↓ _ _ _ _
10 v a s e ↓ _ _ _ _	11 l i d s ↓ _ _ _ _	12 t a m e ↓ _ _ _ _

★ Use some letters from your last name and see if you can make any new words.

Name: _____



Read the word in each box. Then, *add* one letter to this word to make a new word that matches the picture. Circle the letter you added.













<p>1</p>  <p>l a k e</p> <p>↓</p>  <p>_____</p>	<p>2</p>  <p>w i n g</p> <p>↓</p>  <p>_____</p>
<p>3</p>  <p>n e t</p> <p>↓</p>  <p>_____</p>	<p>4</p>  <p>c a t</p> <p>↓</p>  <p>_____</p>
<p>5</p> <p>10 t e n</p> <p>↓</p>  <p>_____</p>	<p>6</p>  <p>s i n g</p> <p>↓</p>  <p>_____</p>

★ Tell a partner what you did to make each new word.

Name: _____



Read the word in each box. Then, *change* one letter in this word to make a new word that matches the picture. Circle the letter in the new word that you changed.













<p>1</p>  <p>s a c k</p> <p>↓</p>  <p>_____</p>	<p>2</p>  <p>g r a b</p> <p>↓</p>  <p>_____</p>
<p>3</p>  <p>s t o p</p> <p>↓</p>  <p>_____</p>	<p>4</p>  <p>b e l t</p> <p>↓</p>  <p>_____</p>
<p>5</p>  <p>s t i n g</p> <p>↓</p>  <p>_____</p>	<p>6</p>  <p>c h e c k</p> <p>↓</p>  <p>_____</p>

★ Tell a partner what you did to make each new word.

Name: _____






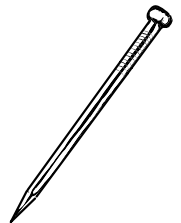


Look at each picture and say the word, one sound at a time. Take off the first sound in each word to make a new word. Then, find the picture to match the new word and glue it in the box.

<p>1</p>  <p>→</p> 	<p>2</p>  <p>→</p> 
<p>3</p>  <p>→</p> 	<p>4</p>  <p>→</p> 
<p>5</p>  <p>→</p> 	<p>6</p>  <p>→</p> 

★ Tell a partner what you did to make each new word.



<p>a</p> 	<p>b</p> 	<p>c</p> 	<p>d</p> 	<p>e</p> 	<p>f</p> 
--	--	--	---	--	--

Name: _____



Circle the two syllables that make a word to match each picture. Then, write the whole word on the line.


1



coon
rac
room


raccoon

2



pop
carp
corn

3




spi
der
pid

4




git
ger
ti

5



cray
roo
on

6



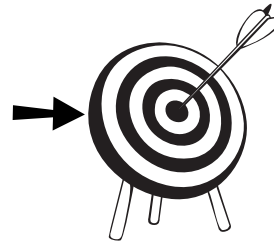
ple
ap
lap

7



dle
ple
pud

8



rag
tar
get

★ Read these words to a partner.

Name: _____



Circle the syllable that completes each word. Then, write the circled syllable in the blank.

1 We have two pur <u>ple</u> cups.	ple zle
2 Did you en_____ the day at the beach?	joy jay
3 The clown can jug_____ five balls at a time.	gle dle
4 The dog hid be_____ the desk.	hunt hind
5 We can play a game with the mar_____.	zle ble
6 A big mush_____ grew in the long grass.	room raim
7 He will fix a mis_____ on the test.	kite take
8 I will use a nee_____ and thread.	dle ple

★ Read these sentences to a partner.

Name: _____



Circle the syllable that completes each word. Then, write the circled syllable in the blank.

1 A mer <u>maid</u> swims in the sea.	mood maid
2 Did the milk spill on the car _____?	pet ted
3 The tur _____ hid in its shell.	gle tle
4 I gave him a gift on his birth _____.	day doe
5 She held the hammer by the han _____.	zle dle
6 What is the ti _____ of this book?	tle ple
7 The doll will sleep in the cra _____.	dle gle
8 The cat will rest un _____ the bed.	der per

★ Read these sentences to a partner.

Name: _____



Cut out the syllables at the bottom of the page. Put the syllables together to make a word that matches the picture. Then, write the whole word on the line.

1		pa		_____
2				_____
3	13			_____
4				_____
5				_____

★ Write a sentence for each word.



teen	pa	dle	ble	bu
ta	gle	thir	per	nee

Name: _____



Circle or  the space(s) where the word in the box is spelled correctly.

full full flul lufl full

try tyr rty try tyr

own onw own won onw

done done node done doen

laugh luagh lauhg luagh laugh

Practice writing the sight words below.

full

try

own

done

laugh

★ Choose three sight words from above and write a sentence for each.

Name: _____



Circle or  the space(s) where the word in the box is spelled correctly.

hurt hutr hurt hrut hutr

grow grow gorw grow gwor

seven sveen seevn seven seven

want nwat want want watn

light light lihgt litgh light

Practice writing the sight words below.

hurt

grow

seven

want

light

★ Choose three sight words from above and write a sentence for each.

Name: _____



Write each word on the line. Then, find them hidden in the puzzle below.

people people

eight _____

watch _____

laugh _____

warm _____

grow _____

only _____

light _____

p	e	o	p	l	e	h	a
w	a	r	m	p	i	o	n
w	a	t	c	h	g	p	p
n	l	a	u	g	h	s	l
e	y	g	o	g	t	p	u
o	n	l	y	a	p	e	m
s	e	l	i	g	h	t	s
g	r	o	w	i	t	s	a

★ Practice spelling each word twice.

Name: _____



Write each word on the line. Then, find them hidden in the puzzle below.

today today

purple _____

about _____

water _____

their _____

full _____

try _____

own _____

t	a	h	p	p	w	o	t
o	b	r	u	t	h	s	r
d	o	t	r	h	w	t	y
a	u	w	p	e	y	r	w
y	t	o	l	i	a	n	i
w	a	t	e	r	a	g	n
n	e	t	e	n	d	e	d
f	u	l	l	p	o	w	n

★ Practice spelling each word twice.

Name: _____



Circle the word to complete the sentence. Then, write the word in the blank.

1	There were eight <u>people</u> in line.	people purple
2	Did you watch the show _____ sharks?	water about
3	She had a glass _____ of water.	laugh full
4	It hurt when I fell in _____ yard.	eight their
5	He needs to _____ the plants today.	water watch
6	They will try to fix the _____.	light eight
7	We saw seven _____ plums on the tree.	grow purple
8	It was _____ at the park today.	warm water

★ Read these sentences to a partner.

Name: _____



Read the words at the bottom of the page. Circle the suffix in each word. Then, cut out the words and glue them into the correct boxes.

1

s

2

ing

falling

3

ed

★ Think of another word with each suffix and add it to the correct box.



falling	ended	eating	plums
added	runs	landed	camping
pets	wishing	dented	hops

Name: _____



Read the words at the bottom of the page. Circle the suffix in each word. Then, cut out the words and glue them into the correct boxes.

1

er

farmer

2

est

3

y

★ Think of another word with each suffix and add it to the correct box.



farmer	neatest	sleepy	windy
lucky	lowest	messy	darker
deepest	painter	faster	oldest

Name: _____



Read the words at the bottom of the page. Circle the suffix in each word. Then, read each word again and listen carefully to the sound of -ed at the end. Cut out the words and glue them into the correct boxes.

1 ed (d)

2 ed (ed)

3 ed (t)

cracked

★ Think of another word with each sound of -ed and add it to the correct box.



cracked	dusted	rocked	called
screamed	leaned	stamped	rented
twisted	planted	yelled	bumped

Name: _____



Read the words at the top of the page. Circle the suffix in each word. Then, write the word in the box with the same suffix.

beaches

joyful

endless

harmless

helpful

gladly

glasses

lonely

benches

slowly

grateful

painless

1

es

dishes

2

ful

useful

3

less

spotless

4

ly

swiftly

★ Choose one word from each box and write a sentence for it.

Name: _____



Read the words at the top of the page. Circle the suffix in each word. Then, write the word in the box with the same suffix.

selfish darken basement fallen
payment darkness foolish neatness
shipment madness lessen pinkish

1

ment

pavement

2

ness

fitness

3

ish

childish

4

en

shorten

★ Choose one word from each box and write a sentence for it.

Name: _____



Circle the correct suffix to complete each word. Then, write the suffix in the blank.

1 The plane land <u>ed</u> on time.	ed er
2 He has two big, brown dog _____.	s est
3 The red car went quick _____.	less ly
4 Can you short _____ the long dress?	en es
5 The woman fix _____ the pipe.	ness es
6 Would it be fool _____ to sleep late?	ment ish
7 I got a ship _____ of books today.	en ment
8 They were drink _____ milk.	ing ful

★ Read these sentences to a partner.

Name: _____



Read the words and put them in the correct order to make a sentence. Then, write the sentence on the line. Remember to start with a capital letter and use end punctuation.

1 will play | Pat | the drum

Pat

2 a song | will sing | Sam

3 the kids | for them | will clap

Draw a picture to match the sentences.

★ Use the picture to retell the story in your own words to a partner.

Name: _____



Read the words and put them in the correct order to make a sentence. Then, write the sentence on the line. Remember to start with a capital letter and use end punctuation.


1 Kim | the ball | will kick

Kim _____

2 fast | will run | Sid

3 will win | they | the game

Draw a picture to match the sentences.



★ Use the picture to retell the story in your own words to a partner.

Name: _____



Read the sentence starters. Then, cut out the phrases at the bottom of the page and use them to complete the sentence starters.

1 Boats float

on the lake.

2 Lin runs

3 Ben naps

4 A leaf fell

5 The pot boils

6 The snail hid

★ Read these sentences to a partner.



around the track.

on the stove.

in its shell.

on the lake.

in his crib.

from the branch.

Name: _____



Read the sentence starters. Then, cut out the phrases at the bottom of the page and use them to complete the sentence starters.

1 Rain fell

from the clouds.

2 The pup races

3 The bees buzz

4 Val works

5 Max sleeps

6 The kids wait

★ Read these sentences to a partner.



in his soft bed.

at her desk.

from the clouds.


in the hive.

down the hill.

at the bus stop.

Core5 Level 10

This material is a component of Lexia® Core5® Reading.
 ©2021 Lexia Learning, a Cambium Learning® Group company.
 Reprinted for classroom use only. All other rights reserved. Not for resale.




Phonics
Advanced Word Chains

Name: _____


Move the letters in each word to make a new word. You must use all of the letters in your new word. There may be more than one answer.

1 tip → p <u>i</u> t	2 pat → t <u>a</u> p (apt)	3 top → p <u>o</u> t (opt)
4 left → f <u>e</u> l <u>t</u>	5 stop → p <u>o</u> t <u>s</u> (tops)	6 tear → r <u>a</u> t <u>e</u>
7 step → p <u>e</u> t <u>s</u> (pest)	8 slip → l <u>i</u> p <u>s</u>	9 pans → s <u>n</u> a <u>p</u> (naps)
10 ticks → s <u>t</u> i <u>c</u> k	11 slime → m <u>i</u> l <u>e</u> s (smile/limes)	12 crate → t <u>r</u> a <u>c</u> e

★ Use some letters from your first name and see if you can make any new words.



Lexia Skill Builders®




Phonics
Advanced Word Chains

Name: _____

Move the letters in each word to make a new word. You must use all of the letters in your new word. There may be more than one answer.

1 nap → p <u>a</u> n	2 pal → l <u>a</u> p	3 sag → g <u>a</u> s
4 ten → n <u>e</u> t	5 ant → t <u>a</u> n	6 gum → m <u>u</u> g
7 mile → l <u>i</u> m <u>e</u>	8 tale → l <u>a</u> t <u>e</u> (teal)	9 tone → n <u>o</u> t <u>e</u>
10 vase → s <u>a</u> v <u>e</u>	11 lids → s <u>l</u> i <u>d</u>	12 tame → m <u>e</u> a <u>t</u> (mate)

★ Use some letters from your last name and see if you can make any new words.



Lexia Skill Builders®



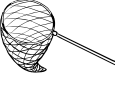







Core5 Level 10

This material is a component of Lexia® Core5® Reading.
 ©2021 Lexia Learning, a Cambium Learning® Group company.
 Reprinted for classroom use only. All other rights reserved. Not for resale.

Name: _____

Phonics
Advanced Word Chains

Read the word in each box. Then, add one letter to this word to make a new word that matches the picture. Circle the letter you added.

1  lake	2  wing	3  net	4  cat
5  ten	6  sing	7  nest	8  cast
9  tent	10  sting		











★ Tell a partner what you did to make each new word.

Lexia Skill Builders®
3

Name: _____

Phonics
Advanced Word Chains

Read the word in each box. Then, change one letter in this word to make a new word that matches the picture. Circle the letter in the new word that you changed.

1  sack	2  grab	3  stop	4  belt
5  sting	6  check	7  step	8  melt
9  swing	10  chick		

★ Tell a partner what you did to make each new word.

Lexia Skill Builders®
4


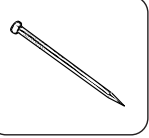


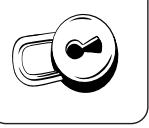
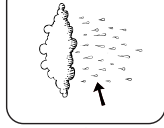


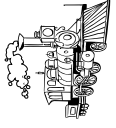
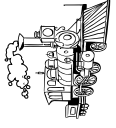




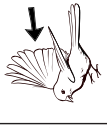
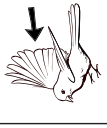
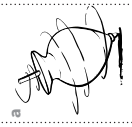
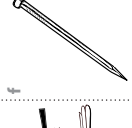




Phonics
 Advanced Word Chains



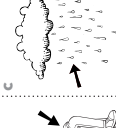


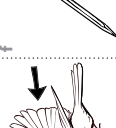
Name: _____

Look at each picture and say the word, one sound at a time. Take off the first sound in each word to make a new word. Then, find the picture to match the new word and glue it in the box.

1		↑		↑	
2		↑		↑	
3		↑		↑	
4		↑		↑	
5		↑		↑	
6		↑		↑	

★ Tell a partner what you did to make each new word.

✂

a		b		c		d		e		f	
---	---	---	---	---	---	---	---	---	---	---	---








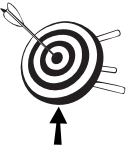
Core5 Level 10

This material is a component of Lexia® Core5® Reading.
©2021 Lexia Learning, a Cambium Learning® Group company.
Reprinted for classroom use only. All other rights reserved. Not for resale.

Phonics
Multi-Syllable Words

Name: _____

Circle the two syllables that make a word to match each picture. Then, write the whole word on the line.

<p>1  _____</p> <p style="text-align: center;">coon rac room</p> <p style="text-align: center;">raccoon</p>	<p>2  _____</p> <p style="text-align: center;">pop carp corn</p> <p style="text-align: center;">popcorn</p>
<p>3  _____</p> <p style="text-align: center;">spi der pid</p> <p style="text-align: center;">spider</p>	<p>4  _____</p> <p style="text-align: center;">git ger fi</p> <p style="text-align: center;">tiger</p>
<p>5  _____</p> <p style="text-align: center;">cray roo on</p> <p style="text-align: center;">crayon</p>	<p>6  _____</p> <p style="text-align: center;">ple ap lap</p> <p style="text-align: center;">apple</p>
<p>7  _____</p> <p style="text-align: center;">dle ple pud</p> <p style="text-align: center;">puddle</p>	<p>8  _____</p> <p style="text-align: center;">rag tar get</p> <p style="text-align: center;">target</p>

★ Read these words to a partner.

Phonics
Multi-Syllable Words

Phonics
Multi-Syllable Words

Name: _____


Circle the syllable that completes each word. Then, write the circled syllable in the blank.

<p>1 We have two pur <u>ple</u> cups.</p>	<p style="text-align: center;">ple zle</p>
<p>2 Did you en <u>joy</u> the day at the beach?</p>	<p style="text-align: center;">joy jay</p>
<p>3 The clown can jug <u>gle</u> five balls at a time.</p>	<p style="text-align: center;">gle dle</p>
<p>4 The dog hid be <u>hind</u> the desk.</p>	<p style="text-align: center;">hunt hind</p>
<p>5 We can play a game with the mar <u>ble</u>.</p>	<p style="text-align: center;">zle ble</p>
<p>6 A big mush <u>room</u> grew in the long grass.</p>	<p style="text-align: center;">room rain</p>
<p>7 He will fix a mis <u>take</u> on the test.</p>	<p style="text-align: center;">kite take</p>
<p>8 I will use a nee <u>dle</u> and thread.</p>	<p style="text-align: center;">dle ple</p>

★ Read these sentences to a partner.

Phonics
Multi-Syllable Words





Phonics
Multi-Syllable Words

Name: _____

★ Circle the syllable that completes each word. Then, write the circled syllable in the blank.


1 A mer <u>maid</u> swims in the sea.	mood <u>maid</u>
2 Did the milk spill on the car <u>pet</u> ?	pet ted
3 The tur <u>tle</u> hid in its shell.	gle <u>tle</u>
4 I gave him a gift on his birth <u>day</u> .	<u>day</u> doe
5 She held the hammer by the han <u>dle</u> .	zle <u>dle</u>
6 What is the ti <u>tle</u> of this book?	<u>tle</u> ple
7 The doll will sleep in the cra <u>dle</u> .	<u>dle</u> gle
8 The cat will rest un <u>der</u> the bed.	<u>der</u> per

★ Read these sentences to a partner.



Lexia Skill Builders®






3



Phonics
Multi-Syllable Words


Name: _____

★ Cut out the syllables at the bottom of the page. Put the syllables together to make a word that matches the picture. Then, write the whole word on the line.

1 	<u>pa</u>	<u>per</u>	<u>paper</u>
2 	<u>ta</u>	<u>ble</u>	<u>table</u>
3 	<u>thir</u>	<u>teen</u>	<u>thirteen</u>
4 	<u>bu</u>	<u>gle</u>	<u>bugle</u>
5 	<u>nee</u>	<u>dle</u>	<u>needle</u>

★ Write a sentence for each word.

teen	pa	dle	ble	bu
ta	gle	thir	per	nee



Lexia Skill Builders®

4




Core5 Level 10

This material is a component of Lexia® Core5® Reading.
©2021 Lexia Learning, a Cambium Learning® Group company.
Reprinted for classroom use only. All other rights reserved. Not for resale.

Name: _____

Fluency
Sight Words 5

Circle or  the space(s) where the word in the box is spelled correctly.

full	full	flul	luffl	full
try	tyr	rty	try	tyr
own	onw	own	won	onw
done	done	node	done	doen
laugh	laugh	lauhg	luagh	laugh

Practice writing the sight words below.

full full full full full


try try try try try

own own own own own

done done done done done

laugh laugh laugh laugh laugh


★ Choose three sight words from above and write a sentence for each.

 Lexia Skill Builders®

1

Name: _____

Fluency
Sight Words 5

Circle or  the space(s) where the word in the box is spelled correctly.

hurt	hutr	hurt	hrut	hutr
grow	grow	gorw	grow	gwor
seven	sveen	seevn	seven	seven
want	nwat	want	want	watn
light	light	lihgt	liigh	light

Practice writing the sight words below.

hurt hurt hurt hurt hurt


grow grow grow grow grow

seven seven seven seven seven

want want want want want

light light light light light

★ Choose three sight words from above and write a sentence for each.

 Lexia Skill Builders®

2



Core5 Level 10

This material is a component of Lexia® Core5® Reading.
 ©2021 Lexia Learning, a Cambium Learning® Group company.
 Reprinted for classroom use only. All other rights reserved. Not for resale.

Fluency
Sight Words 5

Write each word on the line. Then, find them hidden in the puzzle below.

people people

eight eight

watch watch

laugh laugh

warm warm

grow grow

only only

light light

★ Practice spelling each word twice.

Lexia Skill Builders®

Fluency
Sight Words 5

Write each word on the line. Then, find them hidden in the puzzle below.

today today

purple purple

about about

water water

their their

full full

try try

own own

★ Practice spelling each word twice.

Lexia Skill Builders®



Core5 Level 10

This material is a component of Lexia® Core5® Reading.
©2021 Lexia Learning, a Cambium Learning® Group company.
Reprinted for classroom use only. All other rights reserved. Not for resale.


Name: _____

Fluency
Sight Words 5

Circle the word to complete the sentence. Then, write the word in the blank.

1	There were eight <u>people</u> in line.	people purple
2	Did you watch the show <u>about</u> sharks?	water about
3	She had a glass <u>full</u> of water.	laugh full
4	It hurt when I fell in <u>their</u> yard.	eight their
5	He needs to <u>water</u> the plants today.	water watch
6	They will try to fix the <u>light</u> .	light eight
7	We saw seven <u>purple</u> plums on the tree.	grow purple
8	It was <u>warm</u> at the park today.	warm water

★ Read these sentences to a partner.

 Lexia Skill Builders®

5





Name: _____

Structural Analysis
Simple Suffixes

1 **s**
 plums runs pets hops

2 **ing**
 falling eating camping wishing

3 **ed**
 ended added landed dented

★ Think of another word with each suffix and add it to the correct box.

falling	ended	eating	plums
added	runs	landed	camping
pets	wishing	dented	hops

Lexia Skill Builders®

1

Name: _____

Structural Analysis
Simple Suffixes

1 **er**
 farmer darker painter faster

2 **est**
 neatest lowest deepest oldest

3 **y**
 sleepy windy lucky messy

★ Think of another word with each suffix and add it to the correct box.

farmer	neatest	sleepy	windy
lucky	lowest	messy	darker
deepest	painter	faster	oldest

Lexia Skill Builders®

2

Structural Analysis
Simple Suffixes

Name: _____

Read the words at the bottom of the page. Circle the suffix in each word. Then, read each word again and listen carefully to the sound of -ed at the end. Cut out the words and glue them into the correct boxes.

1

ed (d)

called

screamed

leaned

yelled

2

ed (ed)

dusted

rented

twisted

planted

3

ed (t)

cracked

rocked

stamped

bumped

★ Think of another word with each sound of -ed and add it to the correct box.

1

ed (d)

cracked

dusted

screamed

twisted

2

ed (ed)

rocked

leaned

planted

yelled

3

ed (t)

called

rented

bumped

Lexia Skill Builders®

Structural Analysis
Simple Suffixes

Name: _____

Read the words at the top of the page. Circle the suffix in each word. Then, write the word in the box with the same suffix.

1

es

beaches

helpful

benches

slowly

2

ful

dishes

useful

glasses

joyful

benches

helpful

beaches

grateful

3

less

spotless

endless

harmless

painless

4

ly

swiftly

gladly

lonely

slowly

★ Choose one word from each box and write a sentence for it.

Lexia Skill Builders®



Structural Analysis
Simple Suffixes

Read the words at the top of the page. Circle the suffix in each word. Then, write the word in the box with the same suffix.

selfish payment shipment	darken darkness madness	basement foolish lessen	fallen neatness pinkish
--------------------------------	-------------------------------	-------------------------------	-------------------------------

1 ment pavement basement payment shipment	2 ness fitness darkness neatness madness
3 ish childish selfish foolish pinkish	4 en shorten darken fallen lessen

★ Choose one word from each box and write a sentence for it.

Lexia Skill Builders®

6

Structural Analysis
Simple Suffixes

Circle the correct suffix to complete each word. Then, write the suffix in the blank.

1 The plane land <u>ed</u> on time.	er
2 He has two big, brown dog <u>s</u> .	est
3 The red car went quick <u>ly</u> .	less
4 Can you short <u>en</u> the long dress?	es
5 The woman fix <u>es</u> the pipe.	ness
6 Would it be fool <u>ish</u> to sleep late?	ment
7 I got a ship <u>ment</u> of books today.	en
8 They were drink <u>ing</u> milk.	ful

★ Read these sentences to a partner.

Lexia Skill Builders®

6



Comprehension
Building Sentences

Name: _____

Read the words and put them in the correct order to make a sentence. Then, write the sentence on the line. Remember to start with a capital letter and use end punctuation.

1 will play | Pat | the drum

Pat will play the drum.

2 a song | will sing | Sam

Sam will sing a song.

3 the kids | for them | will clap

The kids will clap for them.

Draw a picture to match the sentences.

ANSWERS WILL VARY

★ Use the picture to retell the story in your own words to a partner.

LEXIA
CORE5
READING Lexia Skill Builders®

1

Comprehension
Building Sentences

Name: _____

Read the words and put them in the correct order to make a sentence. Then, write the sentence on the line. Remember to start with a capital letter and use end punctuation.

1 Kim | the ball | will kick

Kim will kick the ball.

2 fast | will run | Sid

Sid will run fast.

3 will win | they | the game

They will win the game.

Draw a picture to match the sentences.

ANSWERS WILL VARY

★ Use the picture to retell the story in your own words to a partner.

LEXIA
CORE5
READING Lexia Skill Builders®

2



Comprehension
Building Sentences

Name: _____

Read the sentence starters. Then, cut out the phrases at the bottom of the page and use them to complete the sentence starters.

1 Boats float	on the lake.
2 Lin runs	around the track.
3 Ben naps	in his crib.
4 A leaf fell	from the branch.
5 The pot boils	on the stove.
6 The snail hid	in its shell.

★ Read these sentences to a partner.

around the track.	on the stove.
in its shell.	on the lake.
in his crib.	from the branch.

Lexia
CORE5
READING Lexia Skill Builders®

3

Comprehension
Building Sentences

Name: _____

Read the sentence starters. Then, cut out the phrases at the bottom of the page and use them to complete the sentence starters.

1 Rain fell	from the clouds.
2 The pup races	down the hill.
3 The bees buzz	in the hive.
4 Val works	at her desk.
5 Max sleeps	in his soft bed.
6 The kids wait	at the bus stop.

★ Read these sentences to a partner.

in his soft bed.	at her desk.
from the clouds.	in the hive.
down the hill.	at the bus stop.

Lexia
CORE5
READING Lexia Skill Builders®

4

