

# PowerUp Graphic Organizers

## Instructional Resources

This collection of graphic organizers can be used to support student comprehension and response to reading.

As students work through the Comprehension strand of Lexia® PowerUp Literacy®, they are asked to read engaging texts and focus on a variety of skills and strategies that support reading comprehension.

- Evaluating an author’s argument
- Examining elements of biography and sequencing events
- Understanding cause and effect relationships
- Comparing and contrasting within and between texts
- Making inferences and drawing conclusions
- Identifying the main idea and supporting details
- Mapping relationships among narrative elements
- Deconstructing examples of irony
- Describing elements of characterization
- Summarizing informational and narrative text

## PowerUp Graphic Organizers

Target Skill	Graphic Organizer	Instructional Resource	Page
Argument	Basic Argument Chart	Lexia Lesson: Argument 1	3
	Advanced Argument Chart	Lexia Lesson: Argument 2	4
Biography	Timeline Template	Lexia Lesson: Biography 1, 2	5
	Biography Map	Lexia Lesson: Biography 1, 2	6
Cause & Effect	Cause & Effect Chart	Lexia Lesson: Cause & Effect 1, 2	7
Characterization	Inside Out Chart	Lexia Lesson: Characterization 1	8
Compare & Contrast	Venn Diagram	Lexia Lesson: Compare & Contrast 1	9
Informational Text	Informational Text	Lexia Lesson: Informational Text & Summary 1, 2	10
Irony	Irony Chart	Lexia Lesson: Irony 1	11
Making Inferences	Making Inferences Chart	Lexia Lesson: Making Inferences 1, 2	12
Narrative Text	Story Map	Lexia Lesson: Narrative Text 1	13
	Plot Structure Map	Lexia Lesson: Narrative Text 1	14
Theme	Theme Chart	Lexia Lesson: Theme 1, 2	15

## GRAPHIC ORGANIZER: Basic Argument Chart

---

<b>EVIDENCE</b> (examples, facts, expert quotes)				
<b>REASON</b> (support for the claim)				
<b>CLAIM</b> (the main point)				

## GRAPHIC ORGANIZER: Advanced Argument Chart

<b>CLAIM</b> (the main point)		
<b>REASON 1</b> (support for the claim)	<b>REASON 2</b> (support for the claim)	<b>REASON 3</b> (support for the claim)
<b>EVIDENCE 1</b> (examples, facts, expert quotes)	<b>EVIDENCE 2</b> (examples, facts, expert quotes)	<b>EVIDENCE 3</b> (examples, facts, expert quotes)
<b>COUNTERCLAIM</b> (an opposing point of view)		

## GRAPHIC ORGANIZER: Timeline Template

---

The graphic organizer is a vertical timeline template. It features a central vertical black line with seven grey circular markers. To the left of each marker is a small, empty rounded rectangular box. To the right of each marker is a larger, empty rounded rectangular box. The boxes are arranged in seven horizontal rows, providing a structured space for students to record events and details for a biography.

# GRAPHIC ORGANIZER: Biography Map

**Biography Map for** \_\_\_\_\_

**LIFE:** What were the major events in the subject's life? Challenges? Accomplishments?

---

**PERSON:** What kind of person was the subject?

QUALITY	EXAMPLE

**LEGACY:** How did the subject impact others?

---

---

---

---

## GRAPHIC ORGANIZER: Cause & Effect Chart

---

<b>Cause</b>	<b>Effect</b>

### Transition Words

as a consequence

for this reason

so

as a result

if ... then

thanks to

because

on account of

therefore

consequently

outcome

this led to

due to

since

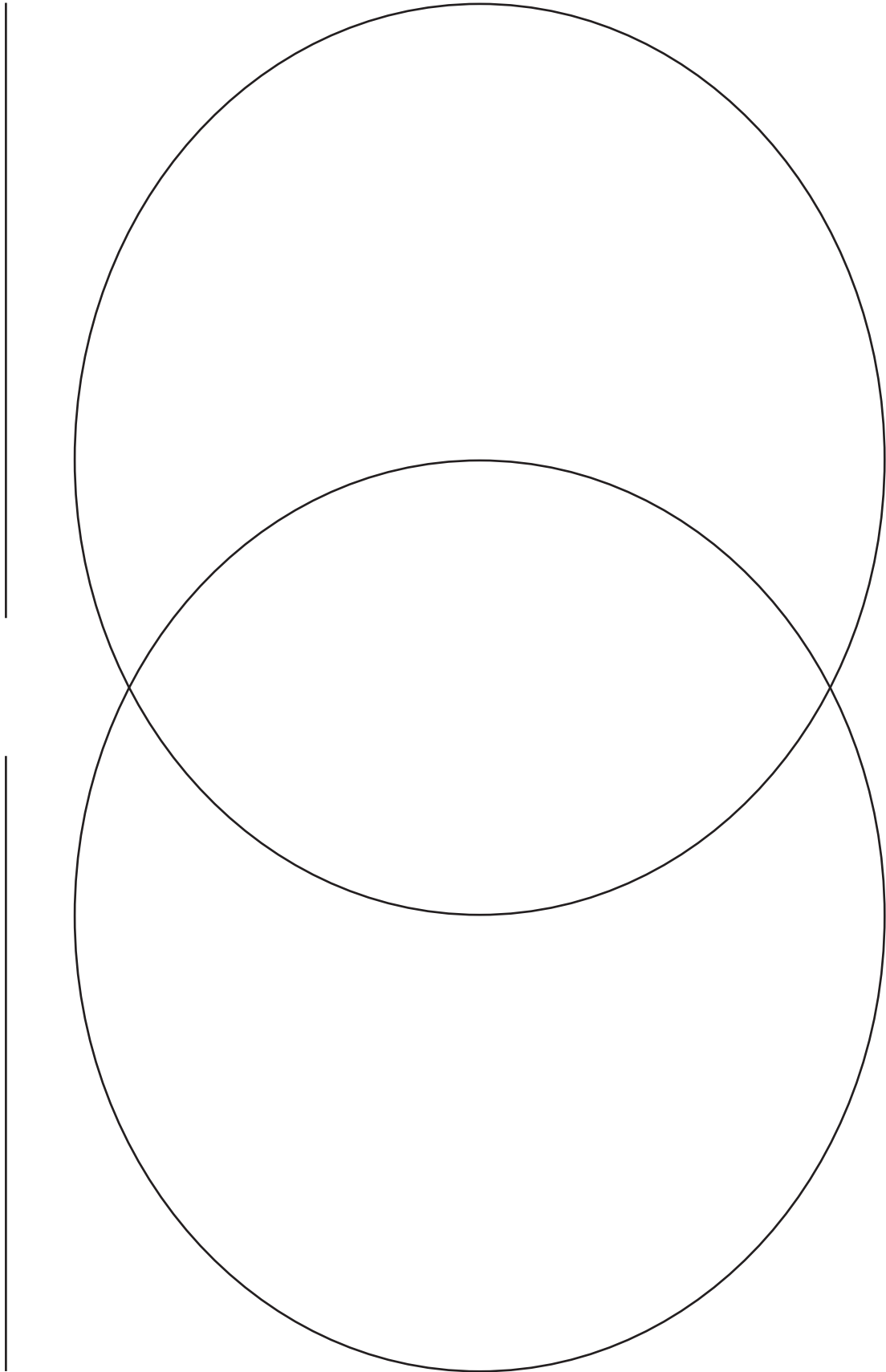
thus





# GRAPHIC ORGANIZER: Venn Diagram

---



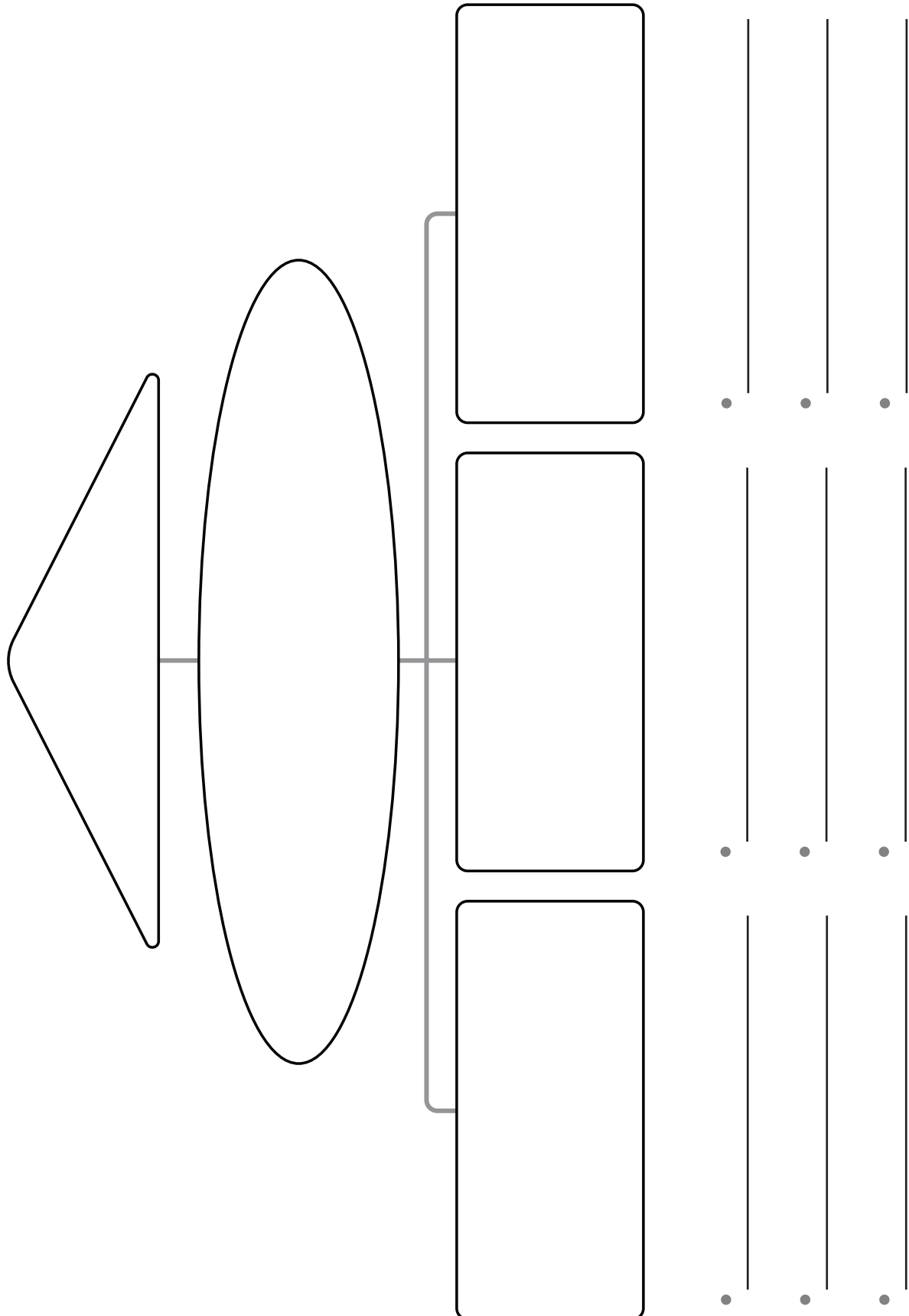
↑  
↓  
DIFFERENCES

↓  
↑  
SIMILARITIES

↑  
↓  
DIFFERENCES

# GRAPHIC ORGANIZER: Informational Text

---



## GRAPHIC ORGANIZER: Irony Chart

---

What is the irony?				
What is expected?				
What is the situation?				

# GRAPHIC ORGANIZER: Making Inferences Chart

<b>INFERENCE</b> My educated guess is ...													
<b>BACKGROUND KNOWLEDGE</b> What do I already know?													
<b>EVIDENCE</b> What information is given?													

# GRAPHIC ORGANIZER: Story Map

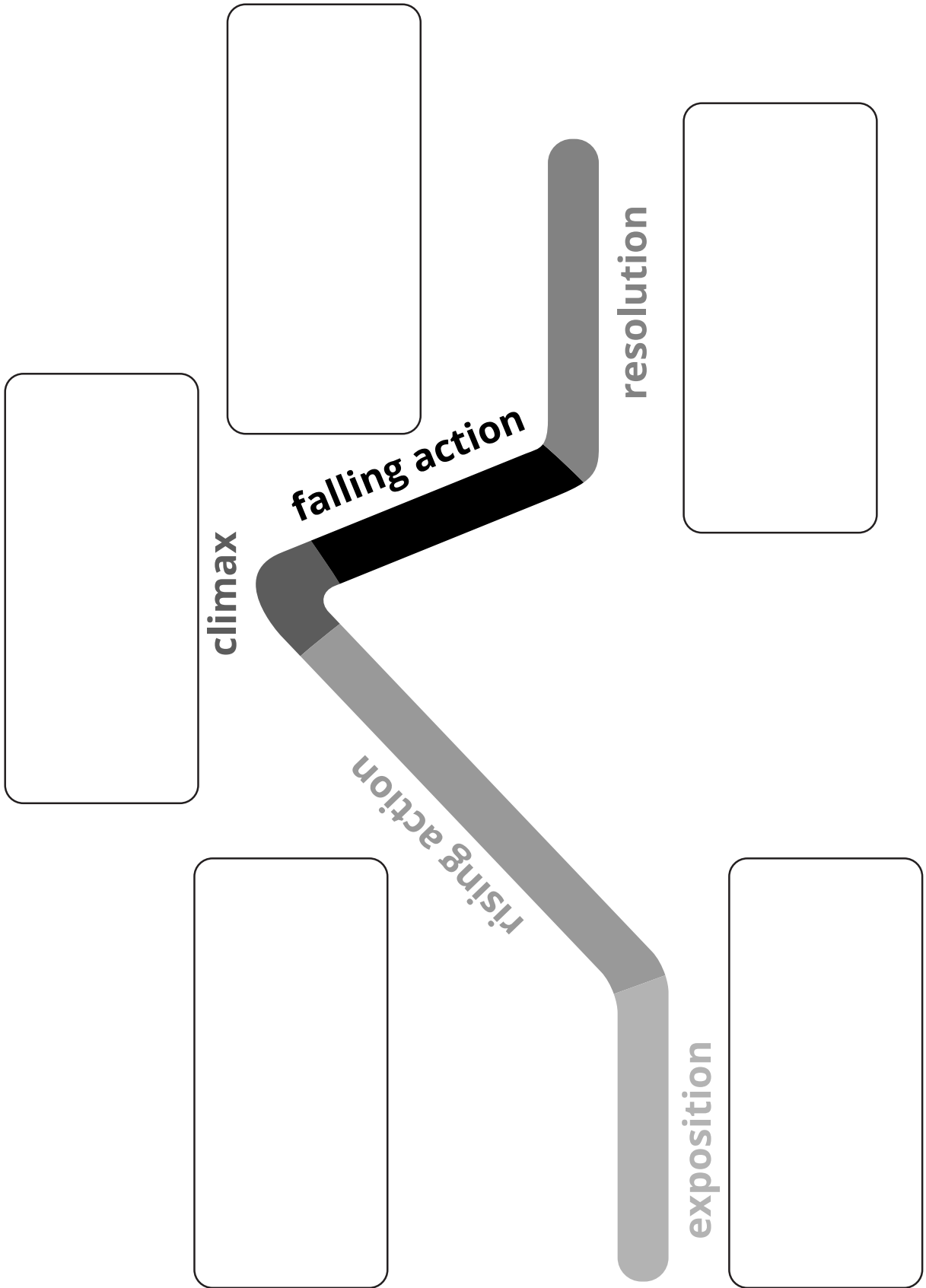
---

Story Map for \_\_\_\_\_

<b>Characters (Who?)</b>	<b>Plot (What happens?)</b>
	→
	→
	→
<b>Setting (Where? When?)</b>	
<b>Conflict (Why?)</b>	

# GRAPHIC ORGANIZER: Plot Structure Map

**Plot Structure Map for**



## GRAPHIC ORGANIZER: Theme Chart

---

**What is the conflict?**

**Who are the characters?**

**Why did the author choose these words?**

**Choose a keyword for this story:**

prejudice

greed

honesty

bravery

teamwork

family

hard work

kindness

mistakes

happiness

cheating

friends

persistence

love

\_\_\_\_\_

**What is the author's message?**