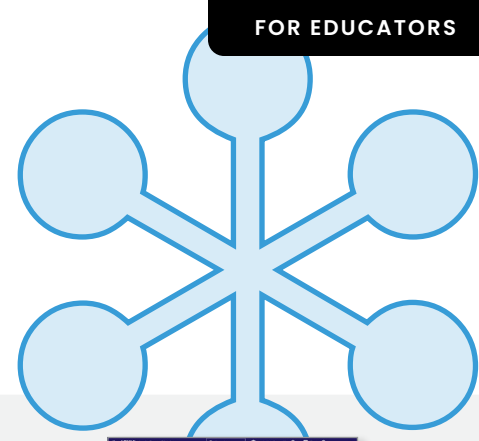


5-Minute Check-in

This planning worksheet will help you utilize your Action Plan in myLexia to identify students in need of additional support and prioritize small group instruction. To begin, reflect on the following questions:



Who needs more time in the student program?



Check the Need Usage tab in the Class Action Plan. Schedule additional time online for students who are not meeting usage targets.


Student Name	Usage	Target	Usage %	Usage Range
John Smith	10	100	10%	0-100
Jane Doe	5	50	10%	0-50
Mike Johnson	15	150	10%	0-150
Sarah Lee	20	200	10%	0-200
David Kim	30	300	10%	0-300
Alexis Miller	40	400	10%	0-400
Chris Hall	50	500	10%	0-500
Monica Diaz	60	600	10%	0-600
Steven Baker	70	700	10%	0-700

Who needs help?



Check the Needs Instruction tab in the Class Action Plan to see which students would benefit from teacher-led Lexia Lessons®.

DIGITAL
& PRINT




Who is ready to apply what they've learned?



Check the Skill Builders tab in the Class Action Plan to see which students are ready to work on Lexia Skill Builders®.

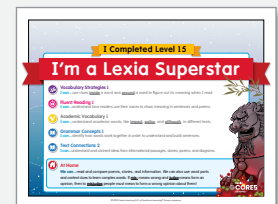
DIGITAL
& PRINT



Who is ready to celebrate?




Check the Certificates tab in the Class Action Plan. Print certificates and celebrate student success.



What are my next steps?



Access prescribed Lexia Lessons and Lexia Skill Builders in both digital and print form. Make a plan to deliver these resources individually, in small groups or as a full class.



Next Steps:
