

Supplemental Comprehension Lessons for Lexia® Core5® Reading

What are they?

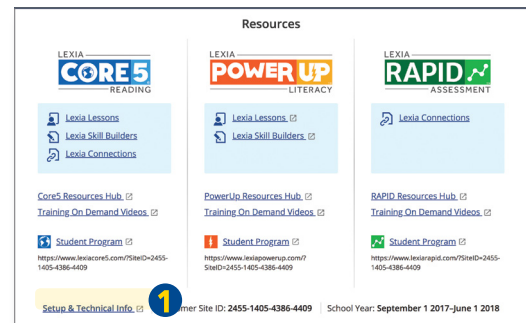
Created for students in Kindergarten and Grade 1, the Supplemental Comprehension Lessons focus on listening and reading comprehension of stories, poems, and informational texts. These teacher-led lessons are scripted and target specific literacy skills that extend online instruction. The activities can be used with the whole class, small groups, or individual students to emphasize oral expression, writing and peer collaboration.

Lesson Titles Include:

- Compare/Contrast Illustrated Texts
- Compare/Contrast Stories
- Reading Poems
- Types of Texts
- Locating Information: Text Features
- Reading Stories: Narrators and Characters

Where can they be found?

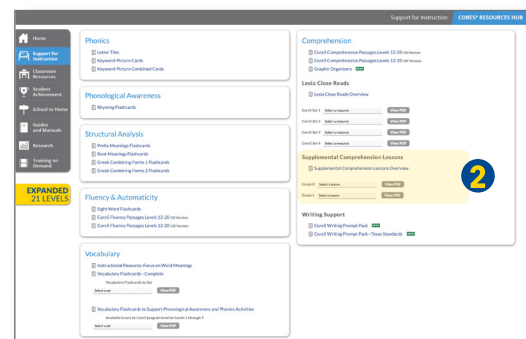
You can find the Supplemental Comprehension Lessons at www.myLexia.com. From the Resources tab in myLexia, select **Core5 Resources Hub** in the Core5 section, then click the **Support for Instruction** tab. You can view or print Lessons individually or as a grade-level set.



1 Core5 Resources Hub link on myLexia.com

Why are they important?

Supplemental Comprehension Lessons allow you to extend instruction presented in Core5 and to supplement existing classroom instruction. The scripted routines in the Lessons can be used to introduce skills and concepts, and can also be used to provide instruction in additional literacy skills that are not specifically targeted in Core5 online activities. For example, you can use the Lessons to introduce additional literary genres, such as poetry, and to target skills such as comparing and contrasting ideas across multiple texts.



2 Core5 Resources Hub: Support for Instruction



What do Supplemental Comprehension Lessons look like?

Lessons include:

- direct instruction scripts
- guided practice routines
- independent application activities (with answer keys)
- adaptations for remediation and extension

Reproducible resource pages may include:

- passages
- illustrations
- graphic organizers
- practice activities
- reading response prompts



How can they be used?

Supplemental Comprehension Lessons can be used for instruction with the whole class, small groups, or individual students. The Lessons are organized by grade level, allowing you to identify content that is most appropriate for a class or group of students.

For whole-class instruction:

Supplemental Comprehension Lessons are a great resource when you are looking for new ideas to teach each skill. Since the Lessons are structured in a gradual release of responsibility model, they work well as introductory, whole-class instruction. You can use the scripted part of the lesson to teach the skill to the whole class, ensuring students have the related materials listed in the Preparation/Materials section. Use the Wrap-up section to determine if students could benefit from further scaffolding or are ready to apply the skill to new material.

For small-group work:

These Lessons provide ideas for small-group instruction for students who are struggling as well as activity ideas for students who are ready to apply skills to new material. To differentiate for small groups, use the Adaptations section of the Lesson after the skill has been taught. The Wrap-up provides a question that you can ask to gauge whether the student is "Ready to Move On" or may "Need More Support." For students who need additional support and instruction, you may consider Lessons from an earlier grade level.

For individual students:

Supplemental Comprehension Lessons can also serve as an intervention tool for students who need additional support with a skill you have taught or for students who consistently struggle in the comprehension strand of Core5. If a student is struggling with grade-level content, consider using a lesson that is from an earlier grade level.