


What are Lexia Skill Builders?

Lexia Skill Builders are paper-based practice materials created for students to build automaticity, promote generalization, and expand expressive language. After completing an activity in the Core5® online program, students are encouraged to work on a corresponding set of Lexia Skill Builders, either independently or with a partner.

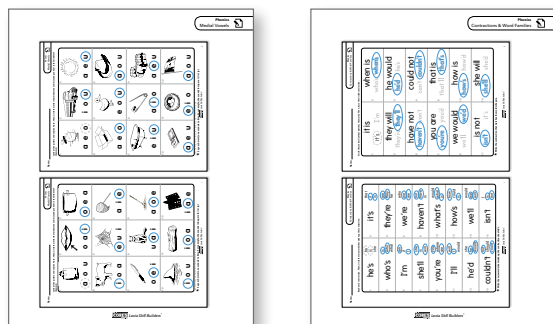


Why are Lexia Skill Builders important?


Core5 provides teachers with actionable data, and Lexia Skill Builders are a next step in that action plan. This resource is designed to give students the opportunity to engage with the material in ways that are not possible online—drawing, writing, oral expression, and peer collaboration. Many questions and tasks are open-ended, requiring students to generate a written response that reinforces and extends the online learning. At the same time, students are developing writing skills, such as constructing sentences, using precise language, and supporting analysis with evidence from the text. Each page includes a starred extension activity that promotes peer collaboration and higher-order thinking.

Answer Keys

Answer keys for Lexia Skill Builders are available at every Core5 level. By reviewing student work, teachers can further personalize instruction for all students.



Where can Lexia Skill Builders be found?

In myLexia.com, there are several places to access Lexia Skill Builders. In the Actions column ① on the myLexia **Class Table**, the Lexia Skill Builders column displays an icon  for students who have completed a program level and are ready for paper-and-pencil practice of the activities in that level. Select the Lexia Skill Builders icon to access a PDF that can be printed or completed electronically with the use of an annotation app. While viewing the Skill Builders, select the Mark as Delivered button to mark the Skill Builder as delivered. The Skill Builder icon will disappear from the Actions column after it is marked as delivered.

To see only students who have undelivered Lexia Skill Builders and batch-print the material, select the Lexia Skill Builders tab in the myLexia class Action Plan. Use the circles to the left of the student names to select the students, then select the View and Mark As Delivered button at the bottom of the screen.

For teachers who want to have Lexia Skill Builders available as students complete individual online activities, sets can be downloaded and printed anytime from the Lexia Skill Builders Library in the Resources tab of www.myLexia.com.

School Overview

Lemire K Overview

Kindergarten

Class Table

Class Reports

Action Plan:

4 Need Usage

7 Struggling

12 Skill Builders

11 Certificates

19 Students

Student Name	Grade Level of Material	Predictor	Usage This Week				Units Gained	Actions
			Total Minutes	Target	Time Needed			
Alger, Selena	2nd L10	100%	75	n/a	n/a	13		
Allard, Charlotte	K L2	8%	33	60	+27	12		
Bagley, Emily	1st L6	100%	136	n/a	n/a	7		
Bair, Treva	K L2	96%	75	20	0	5		
Blakely, Tomas	K L3	99%	63	20	0	8		
Catalano, Melissa	K L2	96%	42	20	0	0		
Chestnut, Russell	PreK L1	20%	29	60	+31	9		
Freund, Glenn	PreK L1	27%	0	60	+60	0		
Gilliland, Miranda	K L2	97%	36	20	0	6		
Heaton, Archibald	K L2	31%	34	50	+16	5		
Horsley, Breann	K L5	99%	161	20	0	14		

Print

How can Lexia Skill Builders be used?

Lexia Skill Builders can be used in classroom centers, as homework, or in after-school programs. Students are encouraged to work on Lexia Skill Builders, either independently or with a partner, after they have successfully completed an online activity. Younger students in Pre-Kindergarten through Grade 2 may require assistance in reading the directions but should be able to work by themselves on the tasks.

Collaboration is embedded in the design of Lexia Skill Builders. The starred extension activities at the bottom of each page often direct students to apply expressive language skills by working with a peer or adult partner. These activities are an opportunity for students to participate in collaborative discussion or tasks that support speaking and listening skills.

Usage tips from teachers

- Keep a binder with sets of Lexia Skill Builders in the copy room to save time for teachers.
- Create individual student binders or folders. Students may feel more invested in their progress if they can access Lexia Skill Builders independently.
- Save paper by using page protectors or laminating Lexia Skill Builders to use with dry erase markers.
- Consider an annotation app that allows students to complete Lexia Skill Builders electronically from individual devices.